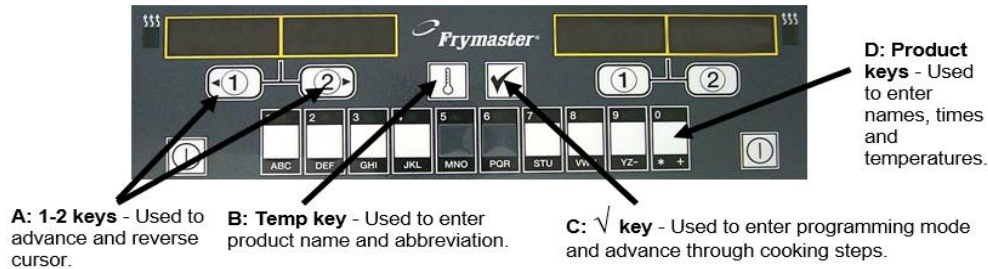






# Frymaster Legacy Fryers with M2000 Controllers

## Adding the Chicken Big Mac

These instructions are for Frymaster Legacy Gas and Electric 50-pound fryers, with model numbers that begin with BID, BIH, BIP, BIPH, BIRE, MH, MPH, or MRE, using the M2000 controller, which can be identified by the photo below.



Computer displays **OFF**.

1. Press  key (C above).
2. **CODE** appears in left display. Enter **1650** with product keys (D above).
3. Use the  key (A above) to advance through menu items until the display shows the desired product.
4. Press Temp key  (B above) and right display will read **EDIT**. The first character in the left display flashes.
5. Use numbered keys to enter **CHK MAC**. Press 2 to advance cursor. Use the 1 key to move the cursor backward. NOTE: Each key can display one of three letters. Press the key labeled with the needed letter until that letter appears. Use the 0 product key (D above) to delete a character.
6. Press the temp key. 
7. **P** flashes and a number is displayed. Use step 7 to enter **CKMC**, an abbreviated name for the item.
8. Press the temp key. **CHK MAC** appears on left.
9. Press the desired product button (1-0) to store the cooking cycle for the new product. The LED in button will illuminate. The right display is blank.
10. Press  key. **Duty 1** appears in the left display. M :00 in the right. . Use number keys to enter **0:30**.
11. Press  key. **Duty 2** appears in the left display. M :00 appears in the right.
12. Press  key. **Remove** appears in the right display. M:00 in the right. Use number keys to enter **3:20**.
13. Press  key. **Qual** appears in the left display; M :00 in the right.
14. Press  key. **Set-Temp** appears in the left display; 32F appears in the right. Use number keys to enter a **360°**.
15. Press  key. **PROBE** appears in the left display; **YES** appears in the right. If **NO** is displayed, press the  key (B above) to toggle to **YES**.
16. Press  key. **CHK MAC** appears in the left display, **YES** in the right.
17. Turn the computer off.

**8198037MC CBMM2K**

Chicken Big Mac M2K 12/2025