



Frymaster®



NOTE: A FilterQuick Touch section has been added. Parts common to several models on that platform are listed by category, say, boards, and under boards, by models. For example, a Valve Interface Board and all the models it is common to is found in the board section.

Major Components Manual

- H50/52/55
- McD's LOV
- FILTERQUICK
- FILTERQUICK TOUCH
- MCD'S LOV TOUCH
- OCF
- MASTER JET
- DECATHLON
- DEAN MILLVOLT
- ELECTRIC/RE
- UHCHD/UHCTHD
- HLZ
- PUMPS, MOTORS, FLEX LINES, COMMON PARTS
- SPECIAL TOOLS

24-Hour Service Hotline **1-800-551-8633**
or service@frymaster.com



Frymaster, a member of the Commercial Food Equipment Service Association, recommends using CFESA-certified technicians.

www.frymaster.com



09/2024

NOTICE

IF, DURING THE WARRANTY PERIOD, THE CUSTOMER USES A PART FOR THIS FRYMASTER/DEAN EQUIPMENT OTHER THAN AN UNMODIFIED NEW OR RECYCLED PART PURCHASED DIRECTLY FROM FRYMASTER, OR ANY OF ITS AUTHORIZED SERVICE CENTERS, AND/OR THE PART BEING USED IS MODIFIED FROM ITS ORIGINAL CONFIGURATION, THIS WARRANTY WILL BE VOID. FURTHER, FRYMASTER DEAN AND ITS AFFILIATES WILL NOT BE LIABLE FOR ANY CLAIMS, DAMAGES OR EXPENSES INCURRED BY THE CUSTOMER WHICH ARISE DIRECTLY OR INDIRECTLY, IN WHOLE OR IN PART, DUE TO THE INSTALLATION OF ANY MODIFIED PART AND/OR PART RECEIVED FROM AN UNAUTHORIZED SERVICE CENTER.

 DANGER

Copper wire suitable for at least 167°F (75°C) must be used for power connections.

 DANGER

The electrical power supply for this appliance must be the same as indicated on the rating and serial number plate located on the inside of the fryer door.

 DANGER

This appliance must be connected to the voltage and phase as specified on the rating and serial number plate located on the inside of the fryer door.

 DANGER

All wiring connections for this appliance must be made in accordance with the wiring diagrams furnished with the equipment. Wiring diagrams are located on the inside of the fryer door or in separate wiring diagram manuals or service manuals.

 DANGER

Do not store or use gasoline or other flammable vapors and liquids in the vicinity of this or any other appliance.

 WARNING

Do not attach accessories to this fryer unless the fryer is secured from tipping. Personal injury may result.

 WARNING

Frymaster fryers equipped with legs are for permanent installations. Fryers fitted with legs must be lifted during movement to avoid damage and possible bodily injury. For a moveable or portable installation, Frymaster optional equipment casters must be used. Questions? Call 1-800-551-8633


 WARNING

Do not use water jets to clean this equipment.

 WARNING

This equipment is intended for indoor use only. Do not install or operate this equipment in outdoor areas.

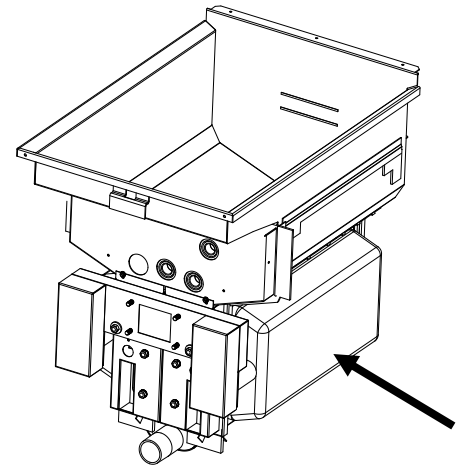
Major Components



Chapter	Content	Page
1	H50/52/55	1-1
2	McDonald's LOV 3000	2-1
3	FilterQuick	3-1
4	FilterQuick Touch Common Parts	4-1
5	FilterQuick Touch 30 Electric	5-1
6	FilterQuick Touch 30 Gas	6-1
7	FilterQuick Touch 60 Electric	7-1
8	FilterQuick Touch 60 Gas	8-1
9	FilterQuick Touch 80 Electric	9-1
10	FilterQuick Touch 80 Gas	10-1
11	FilterQuick Touch 100/120 Gas	11-1
12	McDonald's LOV Electric BIELA-T Touch	12-1
13	McDonald's LOV Gas BIGLA-T Touch	13-1
14	OCF	14-1
15	Open Burner-Master Jet-MJCF	15-1
16	Decathlon	16-1
17	Dean Millivolt	17-1
18	Pro-RE Series	18-1
19	UHC Cabinets	19-1
20	HLZ	20-1
21	Pumps-Motors-Flex Lines-Common Parts	21-1
22	Special Tools	22-1

H50/52/55

Models: H50, 52, 55



Burners are attached to either side of the frypot. See arrow.

FPPH355

Complete Parts/Service Manuals can be located at the QR codes and links in [BLUE](#) below.



[H50/55 Service/Parts](#)
Serials 0410 to Current



[H50 Service/Parts](#)
Serials 8901-0409



[H52 Service/Parts](#)

The H50/52/55 series fryers are Frymaster flagship gas fryers.

Unique physical characteristic:

- Closed burner with blowers to enhance efficiency of combustion.

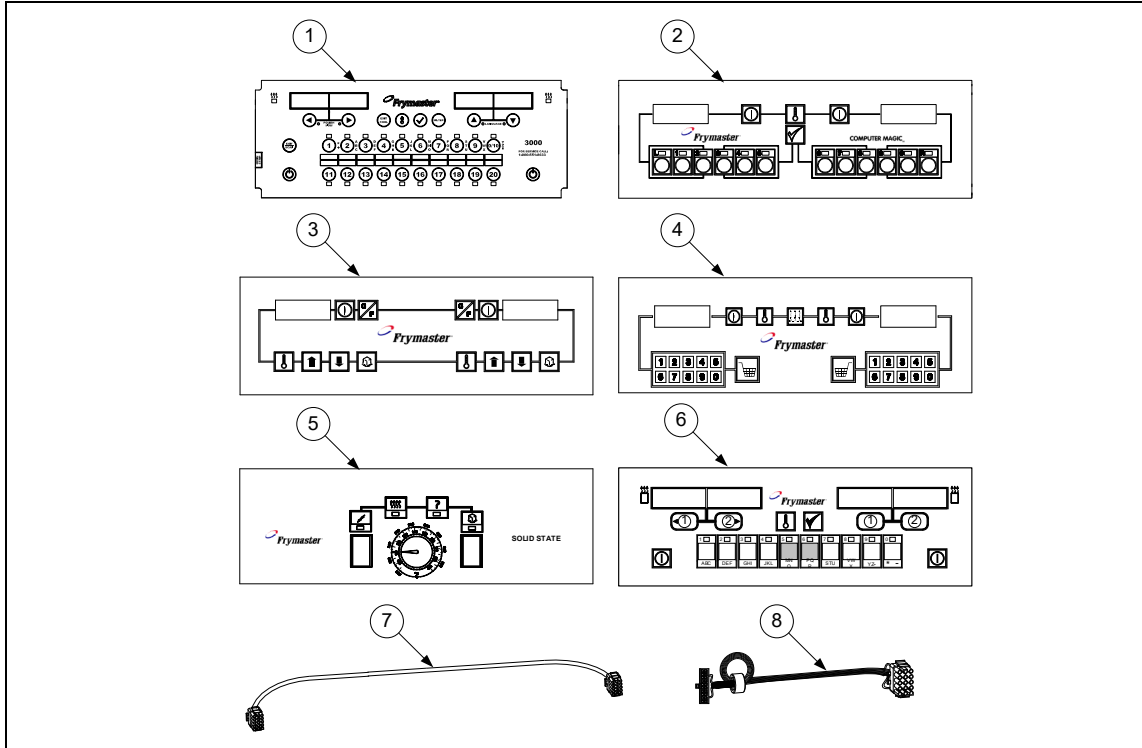
Where Used:

- McDonald's, Burger King, and other large fast-food restaurants.

Common Model Numbers

- PH350, FPPH355, MIH/BIPH352, BIPH355

H50/52/55



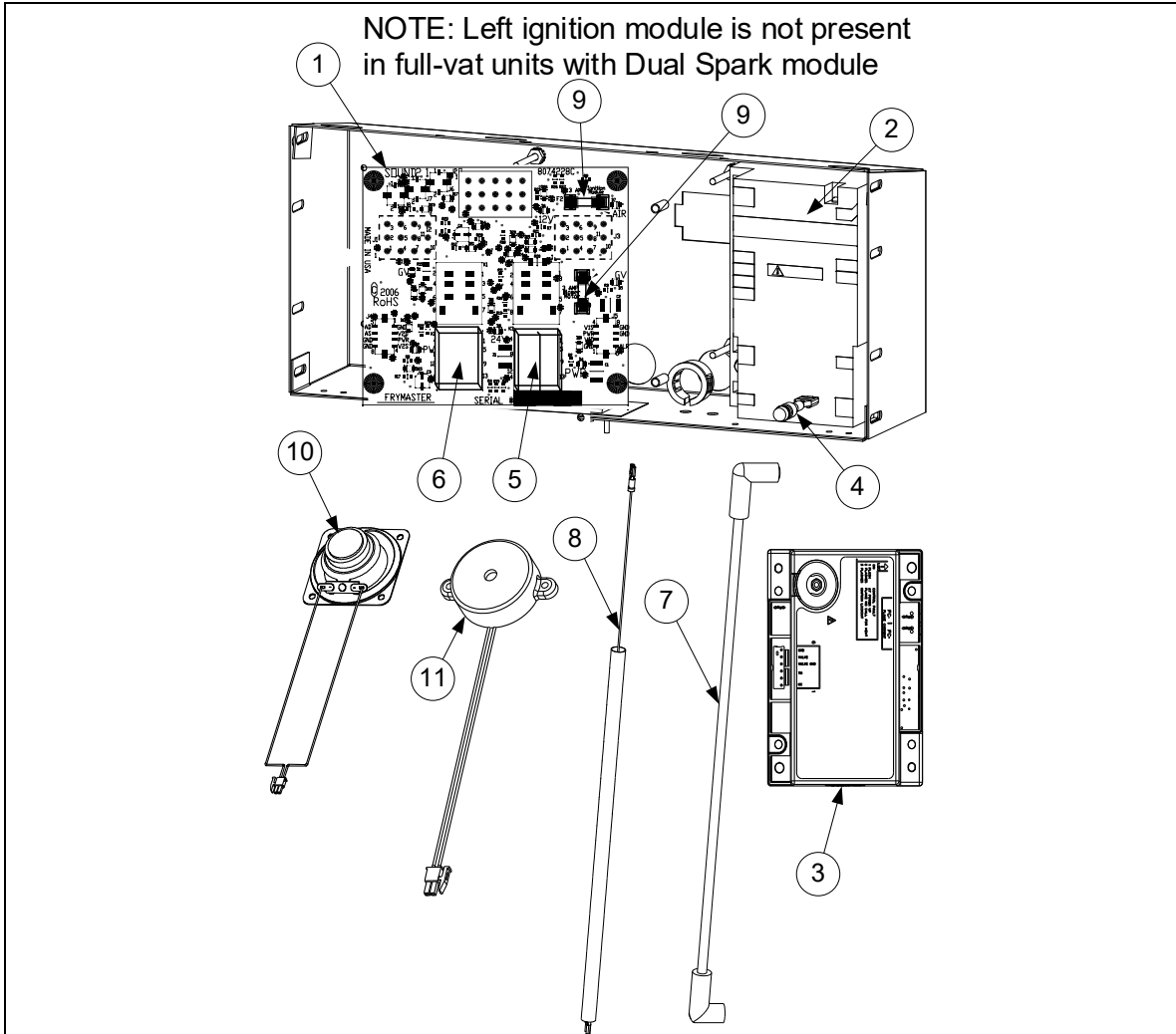
Controllers

** Pro H50/55-Series cabinets were manufactured with standard cabinets with the 90°-edge topcap manufactured prior to 2004 and the Euro-Look cabinets with the rounded topcap manufactured 2004 to current.

#	**Standard Part #	**Euro-look Part #	Component
1	N/A	8263107	3000 Controller
2			Computer Magic III.5
	8262287	8262380	Dual-vat
	8262286	8262324	Full-vat
	8262278	8262278	Remote Computer, Burger King
	8074397	8074397	Remote Computer Adapter (<i>like item #8 – 4.0"</i>)
3			Digital Controller
	Obsolete	Obsolete	Dual-vat (Replace with item 2 or 4)
	Obsolete	Obsolete	Full-vat (Replace with item 2 or 4)
4			Basket Lift Timer (New Digital Controller)
	8262312	8262385	Dual-vat
	8262311	8262385	Full-vat
5			Solid State (Analog) Controller (<i>controller knob is 810-0387</i>)
	Obsolete	Obsolete	Dual-vat (Replace with item 2 or 4)
	Obsolete	Obsolete	Full-vat (Replace with item 2 or 4)
6	8262346	8262343	McDonald's M2000 Computer (<i>Full Vat Domestic</i>)
	8262609	N/A	Hardware kit M100 to M2000 Conversion without computer
7	8062071SP	8062071SP	15-pin Wiring Harness, Computer-to-Interface Board
8	8074199	8074199	SMT Wiring Harness, Computer-to-Interface Board (<i>For use with items #2 - #6</i>)
	N/A	8075165	SMT Wiring Harness, Computer-to-Interface Board (<i>For use with 3000 controller item #1</i>)

H50/52/55

Gas Control Box Components

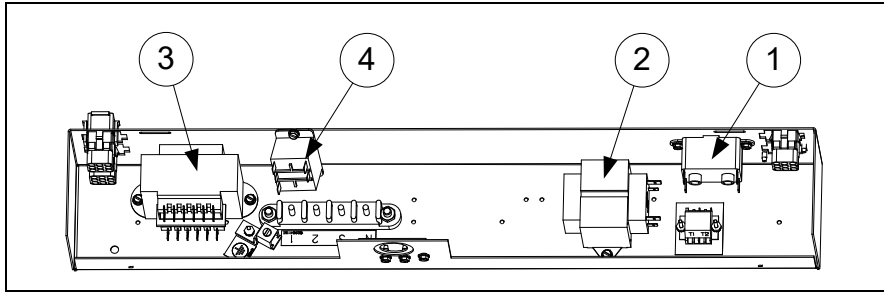


Item	Part #	Component
1	8262264	Interface Board
2	8073366	Honeywell Ignition Module, Dual-Spark Full-Vat
	8073365	Honeywell Ignition Module, Single-Spark Dual-Vat
3	8075949	Fenwal Ignition Module, Single-Spark Full/Dual-Vat
	8263668	HW to Fenwal Module Conv Kit FV <i>(Replaces Honeywell) Includes 2 of item #3</i>
	8263669	HW to Fenwal Module Conv Kit DV <i>(Replaces Honeywell) Includes 2 of item #3</i>
4	8073484	Connector, Rajah
5	8076084	Relay, DPDT Latch/Heat
6	8070834	Relay, SPDT Basket Lift
7	8075009	Ignition Wires, 19-inch
8	8066085SP	Flame Sensor wire assembly
9	8073843	Fuse 250V 3 amp (on interface board)
*	8261393	Fuse (8070910) 250V 3-amp 1/4" x 1 1/4" <i>Qty 10 (attaches to side of old module)</i>
10	8262458	Speaker, McDonald's
11	8103141	SMT Sound Device

* Not illustrated

H50/52/55

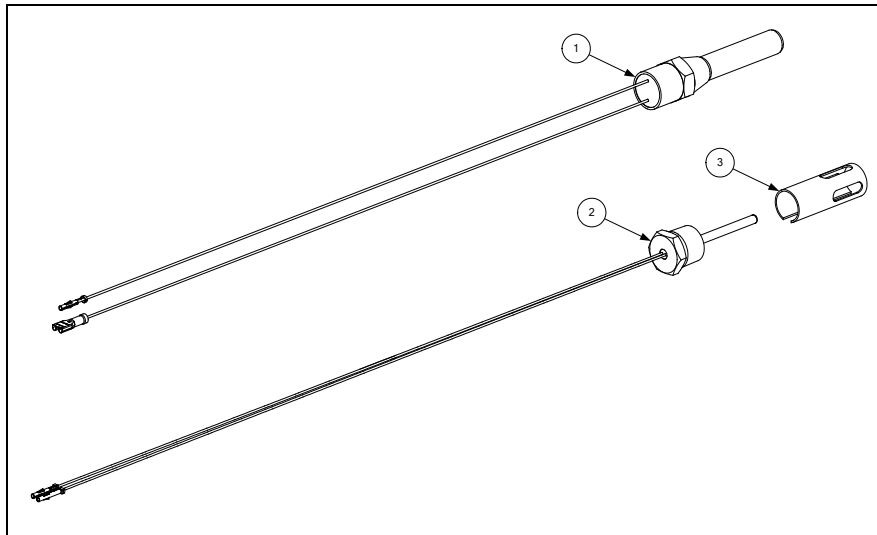
Transformer/Relays



Item	Part #	Component
1	8070012	Relay, 24V 4-Terminal (<i>Filter Only</i>)
2	8070800	Transformer, 100-120V/24VAC 50/60Hz 50VA
3	8074978	Transformer, 100-120V V/F 12V/24V Dual Voltage
4	8071683	Relay, 12V (<i>Hood Relay, McDonald's only. Can be located in transformer box.</i>)
*	8071978	Harness w/9-pin plug, H50/52 Wiring (<i>Used exclusively thru the end of 2005</i>)
*	8074014	Harness w/6-pin plug, Pro Series (<i>Used on #1 fryer in bank starting in 2006</i>)

* Not illustrated

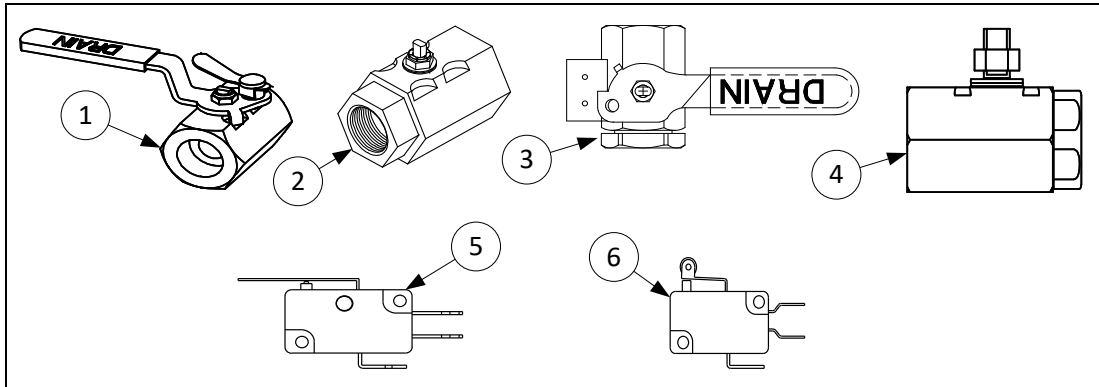
High-Limit Thermostat and Temperature Probe



Item	Part #	Component
1	8261177	High Limit Thermostat - 425°F/218°C
2	8064206	Temperature Probe
3	2100681	Probe Guard

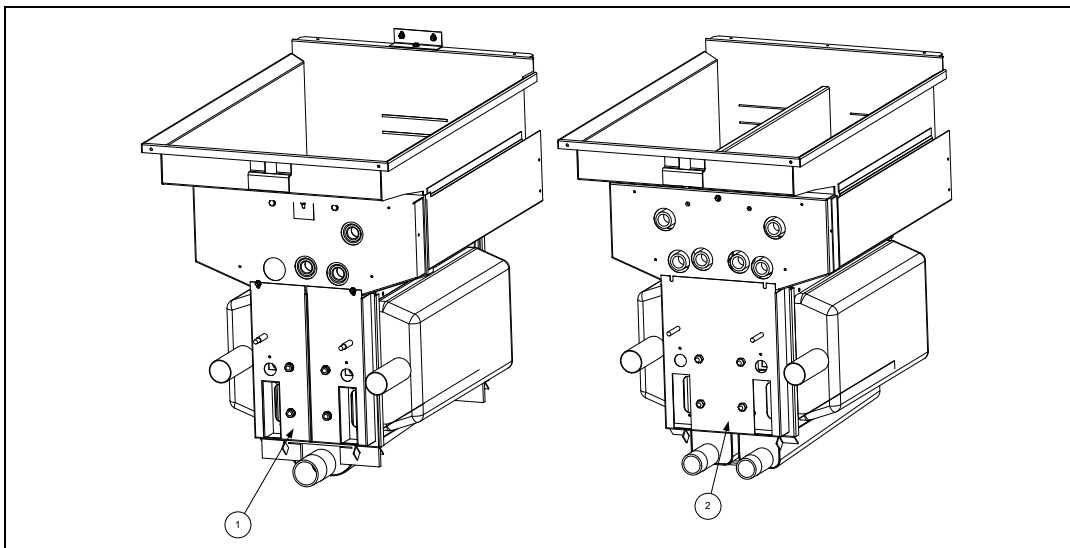
H50/52/55

Drain Valves and Filter Plumbing



Item	Part #	Component
1	8101569	1 1/4" Full Vat, with handle, non-filter, H50/55, (2002-present)
2	8101338	1" Dual Vat, FM, no handle, 50/52
3	8066053	1 1/4" Full Vat FM, with handle, 50/52
4	8101018	1 1/4" Full Vat with filter, 50/52 (2002-present)
	8101114	1" Dual Vat with filter, 50/52/55 (2002-present)
	8231363	1 1/4" Full Vat FM, without handle
	8064145	1 1/4" Full Vat, non-filter, 50/52, (1984-present)
5	8072103	Switch, Micro (<i>Lever</i>) (Use 8074936 for Gold Lever Micro Switch)
6	8072104	Switch, Micro (<i>Roller</i>)

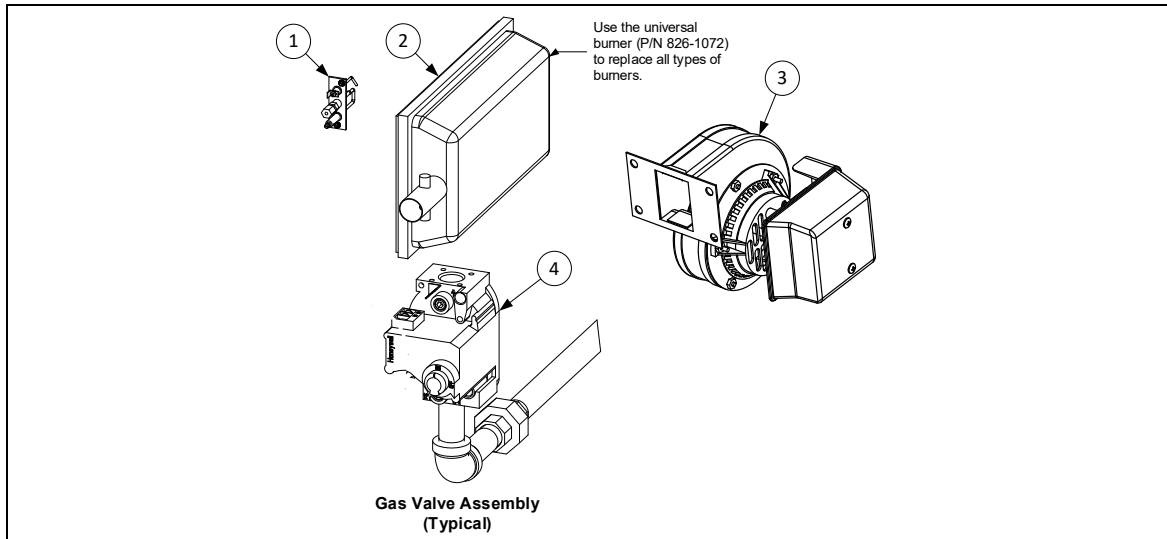
Frypots



Item	Part #	Component
1	1061050SP	Frypot, Full Vat , Complete Assembly, Natural Gas or LP
2	1061080SP	Frypot, Dual Vat , Complete Assembly, Natural Gas or LP

H50/52/55

Gas Supply and Combustion System Components



Item	Part #	Component
1		Igniter (includes gasket 816-0059, which may be ordered separately)
	8260981	Natural Gas
	8260982	Propane
2	8261072	Universal Burner
3		Blower Assembly, Combustion Air (includes harness)
	1062994SP	115V 50/60 Hz (<i>Left</i>)
	1062997SP	115V 50/60 Hz. (<i>Right</i>)
	1062995SP	230V 50/60Hz (<i>Left</i>)
	1063000	230V CE (<i>Left</i>)
4		Gas Valve
	8261122	Natural Gas
	8261120	Kit, Natural Gas
	8261123	Propane
		Gas Valve Conversion Kits
	8261145	Natural Gas to Propane/Butane, <i>Full vat</i>
	8261146	Propane/Butane to Natural Gas, <i>Full vat</i>
	8261147	Natural Gas to Propane/Butane, <i>Dual vat</i>
	8261148	Propane/Butane to Natural Gas, <i>Dual vat</i>
		Insulation
*	8260929	Kit, Insulation, <i>Full vat H50/52/55</i>
*	8260930	Kit, Insulation, <i>Dual vat H50/52/55</i>
*	8260931	Burner Insulation Kit, <i>Full vat H50/52/55</i>
*	8260932	Burner Insulation Kit, <i>Dual vat H50/52/55</i>
*	8120357	Insulation Burner <i>Full vat/Dual vat H50</i>
*	8160561	Insulation, outer front <i>H50/52/55</i>
*	8120355	Insulation, rear lower outer <i>Full vat H50</i>
*	8120427	Insulation, Front Lower Inner
*	8140048SP	Glass, Site, <i>Full vat/Dual vat H50/52/55</i>
*	8120356	Site Glass Insulation
*	8160059	Gasket, HE Igniter
*	8160057	Gasket, Plenum Chamber

* Not illustrated

McDonald's LOV Electric, Gas

Models: McD
BIELA14,
BIGLA30



BIELA314



BIGLA330

Complete Parts Manuals can be located at the QR codes and links in [BLUE](#) below.



[BIELA14 Electric Parts](#)



[BIGLA30 Gas Parts](#)

The McDonald's Low Oil Volume (LOV) fryers are an extension of the RE-series electric and the H55 gas fryers. The units feature low-volume frypots, automatic top off system, an advanced controller and automatic hands-off filtering.

A great many of the LOV components are common to both gas and electric platforms.

Unique physical characteristics:

Shallow frypots, ports for auto top off, onboard oil reservoir (JIB), advanced controller.

Where used:

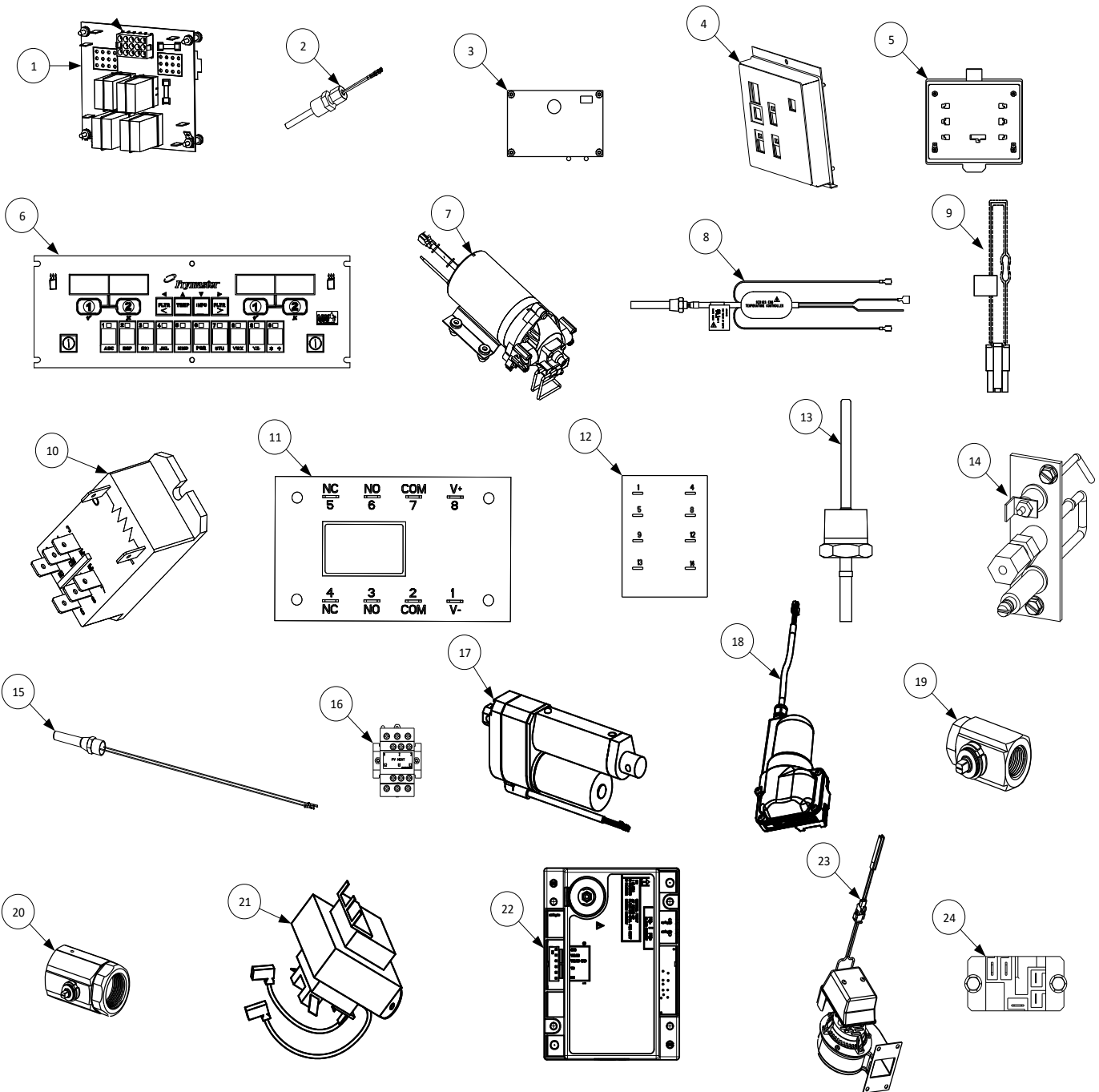
McDonald's

Common Model numbers:

... **Electric** — BIELA214, BIELA314

... **Gas** — BIGLA230, BIGLA330

McDonald's LOV Electric, Gas



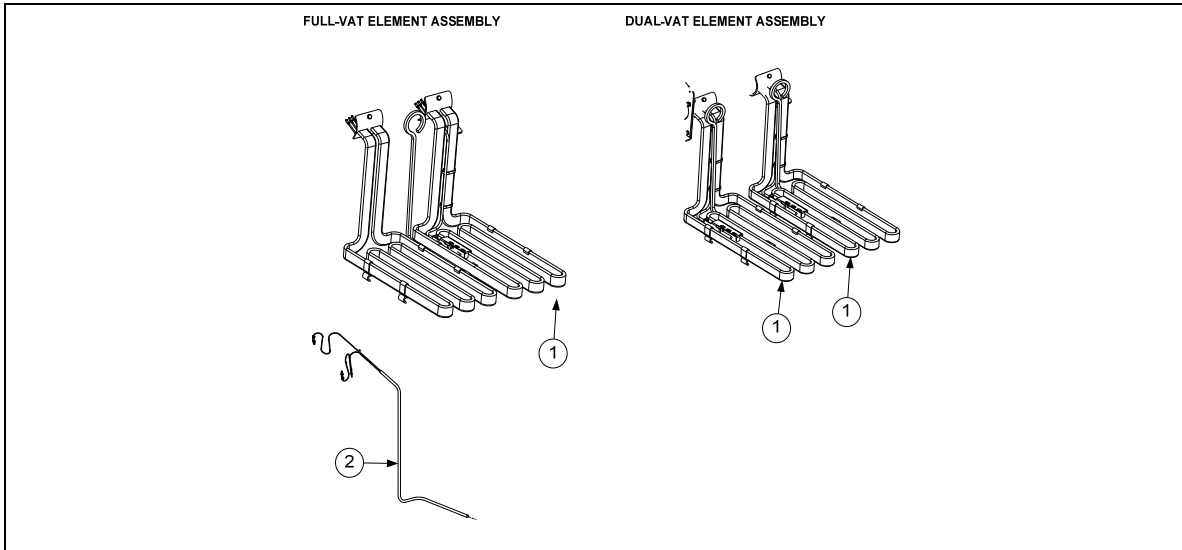
McDonald's LOV Electric, Gas

#	Gas	Electric	Description
1	8262264	8262260	Interface board
2	8262706	8262706	ATO/AIF Probe
3	1081279	1081279	ATO Board
4	1082158SP	1082156SP	MIB Board (internal with mylar & frame)
5	1081306	1081305	AIF Board Assy
6	1081284SP	1081284SP	M3000 Controller
7	1080639	1080639	Pump, Auto Top Off
8	8074815	N/A	Sensor Assy Gas Oil Level 115v
9	8074552	8074552	Harness, Communication, end
10	8074482	8074482	Pump, Filter Relay, 24VDC, 30A DPDT
11	8074812	N/A	Board, 7 sec Time Delay Relay 115v
12	8076084	8076084	Relay, Latch, DPDT, 7A 120V
13	8263196	N/A	Kit, Gas/OCF LOV temp probe
14	8263549	N/A	Igniter, Natural gas (with gasket)
	8263550	N/A	Igniter, Propane (with gasket)
15	8261177	8261177	425°F/218°C Hi-Limit kit FV
	N/A	8262456	435°F/224°C Hi-Limit kit DV
16	N/A	8263417	Contact, 50amp mech 24V coil (Heat)
17	8263295	8263295	Actuator, Linear (<i>2009-March 2012</i>)
18	8074961	8074961	Actuator, Rotary BLUE (<i>site-specific; DO NOT interchange colors</i>) (<i>April 2012 and Above</i>)
	8074962	8074962	Actuator, Rotary BLACK (<i>site-specific; DO NOT interchange colors</i>) (<i>April 2012 and Above</i>)
19	8103754	8103754	Valve, 1/2 NPT (Return) (<i>use ONLY with Rotary actuator</i>)
20	8104353	8104353	Valve, 1-1/4 NPT (Drain) (<i>use ONLY with rotary actuator</i>)
21	8072181	8072181	Transformer 100/120-24V 62VA
	8074978	N/A	Transformer, V&F Dual 100/120-12/24V
	8072180	8072180	Transformer, V&F 208/230/240-12V
22	8263446	N/A	Kit, Fenwal Ignition Module Kit (<i>Used in fryers previously equipped with Capable Control modules. Not all kit components shown.</i>)
23	1062997SP	N/A	115V Combustion Air Blower Assy
24	8071683	N/A	Relay – Hood 12VDC

* Not Illustrated.

McDonald's LOV Electric, Gas

Elements



#	Part #	Component
1		Element Kits – <i>includes gaskets, grommets, tie wraps, screws and nuts.</i>
	8262192	208V 7.0 kW
	8262194	240V 7.0 kW
		Probes
2	8262212	Probe, Temperature RE – <i>includes tie wraps and grommet.</i>

* Not Illustrated.

FilterQuick Electric, Gas

Models: FQE30,
FQG30



4FQG30



2FQE30

Complete Parts Manuals can be located at the QR codes and links in [BLUE](#) below.



[FilterQuick 3000 Electric Parts](#)



[FilterQuick 3000 Gas Parts](#)

The FilterQuick fryers are an extension of the Low Oil Volume fryers. The units feature low-volume frypots, top off system, an advanced computer and automatic hands-off filtering. The units are also available with an Oil Quality Sensor (OQS), which monitors the remaining life of cooking oil and prompts for its replacement when the quality has declined.

A great many of the FilterQuick components are common to both gas and electric platforms.

Unique physical characteristics:

Shallow frypots, ports for auto top off, onboard oil reservoir (JIB), advanced computer.

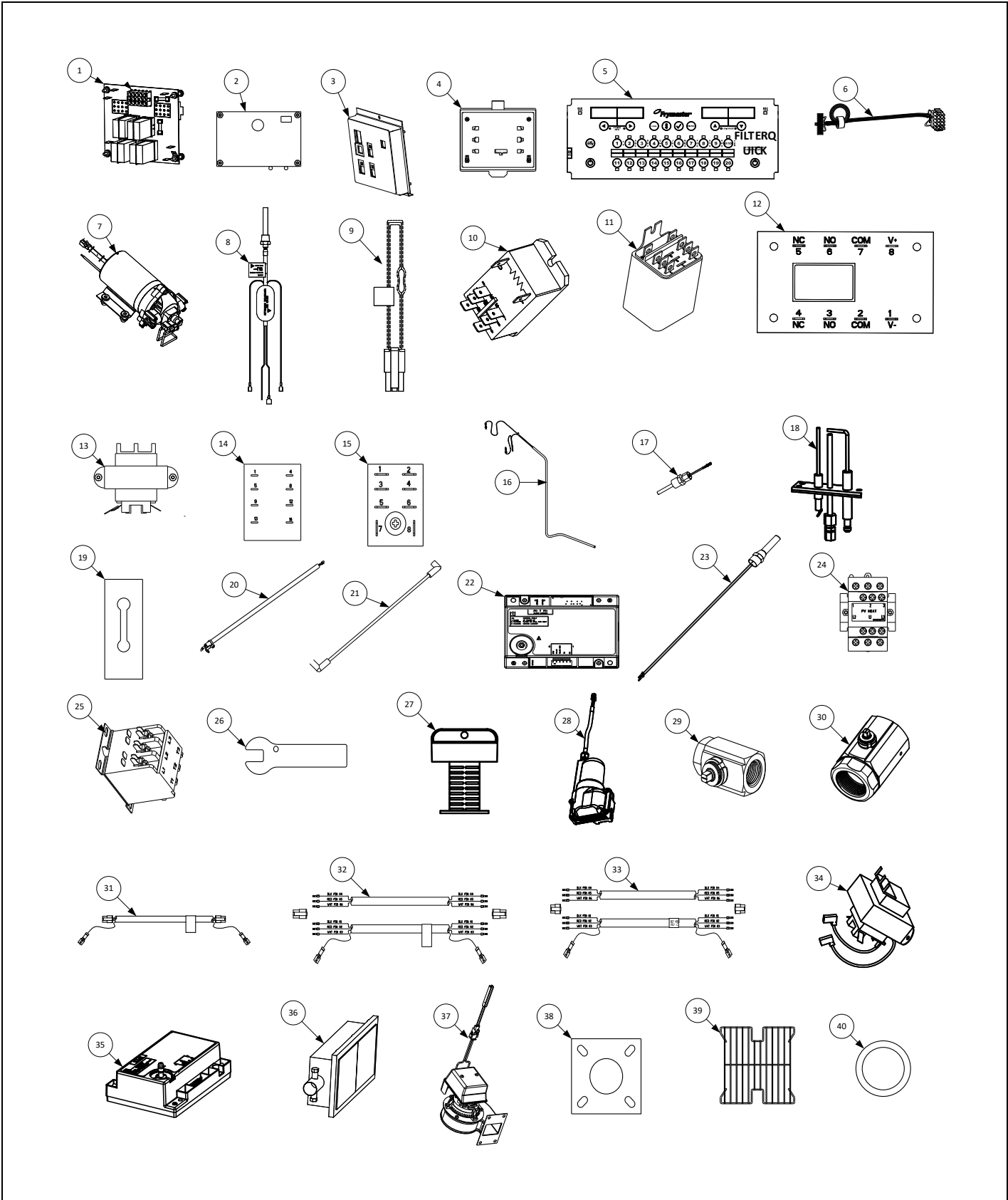
Where used:

Burger King, Cracker Barrel, Arby's, Applebee's, Sonic, etc.

Common Model numbers:

- **Electric** — 3FQE30, 2FQE30
- **Gas** — 3FQG30, 2FQG30

FilterQuick Electric, Gas



FilterQuick Electric, Gas

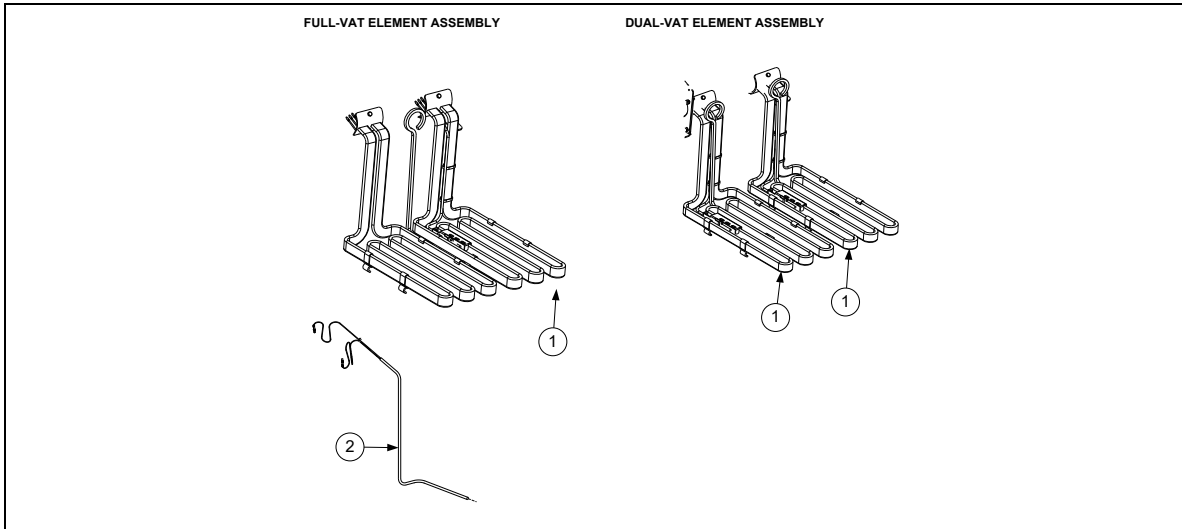
#	Gas	Electric	Component
1	8262264	8262260	Interface board
2	1085717	1085717	ATO Board
3	1085723SP	1085772	MIB Board (internal with mylar & frame)
4	1085721	1085721	AIF Board with Software
5	8263301	8263301	FilterQuick 3000 Controller (Generic)
6	8074199	8074199	Cable, SMT Computer to Interface
7	1080639	1080639	Pump, Auto Top Off
8	8074815	N/A	OIB Gas Oil Level 115v
9	8074552	8074552	Harness, Communication, end (<i>Terminator</i>)
10	8074482	8074482	Relay, 24VDC, 30A DPDT (Pump or Filter relay)
11	8074346	N/A	Relay DPDT 20amp 120VAC (resets control power domestic units)
12	8074812	N/A	Relay 7 sec delay 115v US, Canadian, Mexican
13	8071683	N/A	Relay, 15A, 12VDC, Blower, OIB, Reset Switch
14	8076084	N/A	Relay, DPDT 5A 12VDC Latch
15	8070834	8071683	Relay, SPDT, 15A, 12VDC, Basket Lift
16	8263196	8262212	Temperature Probe Kit
17	8262706	8262706	AIF/ATO/RTD Probe Kit (Full/Dual Vat)
18	8263053	N/A	Igniter, Natural gas (with gasket)
	8263054	N/A	Igniter Kit, Solaronics
	8263553	N/A	Igniter Kit, Igniter, Natural Retro
	8262994	N/A	Igniter, Propane (with gasket)
	8263550	N/A	Kit, Igniter LP/Butane
19	8160981	N/A	Gasket, Igniter Solaronics
20	8066085SP	N/A	Wire Assy, Ignitor
21	8262024	N/A	Ignition Cable
22	8075949	N/A	Ignition Module, Fenwal
23	8261177	8261177	425°F/218°C Hi-Limit kit FV
	N/A	8262456	435°F/224°C Hi-Limit kit DV
24	N/A	8263417	Contactator, 50-amp mech 24V coil (Heat)
25	N/A	8101202	Contactator, 40-amp 3 pole (Latch)
26	2401086	2401086	Pre-Filter Wrench
27	8238335	8238335	Cap, Pre-Filter
28	8074961	8074961	Actuator, Rotary BLUE (<i>site-specific; DO NOT interchange colors</i>)
	8074962	8074962	Actuator, Rotary BLACK (<i>site-specific; DO NOT interchange colors</i>)
29	8103754	8103754	Valve, 1/2" NPT rotary (Return)
30	8104353	N/A	Drain valve, full/dual, Gas , 1-1/4" NPT Rotary
	8104353	N/A	Drain valve, full/dual, Electric , 1-1/4" NPT Rotary
31	8074546	8074546	Harness, Communication (<i>Between controllers</i>)
32	8074547	8074547	Harness, Communication & Power (<i>Between ATO, AIF Boards</i>)
33	8074850	8074850	Harness, AIF, MIB, Communication
34	8074978	N/A	Transformer 100/120V-24V 62VA
	8072180	8072180	Transformer 208/24V0-24V 50VA
	8072191	8072191	Transformer, V&F 208/230/240V-12V
35	8263446	N/A	Fenwal Ignition Module kit (<i>Used in fryers previously equipped with Capable Control modules. Not all kit components shown.</i>)
*	8263511	8263511	Software Kit, SD Card
*	8262592	N/A	Kit GL30, FV Burner Insulation
*	8262593	N/A	Kit, GL30 DV Burner Insulation

FilterQuick Electric, Gas

#	Gas	Electric	Component
36	8104688	N/A	Burner, GL30 Universal Svc
37	1062997SP	N/A	Blower, RH
38	8160057	N/A	Gasket, Plenum Chamber
39	8030375	N/A	Rack, GL30 FV basket
40	8263288	8263288	O-Ring, (8161041) Pkg of 6

* Not Illustrated

Element Assemblies and Associated Parts



#	Part #	Component
1		Element Kits – <i>includes gaskets, grommets, tie wraps, screws and nuts.</i>
	8262192	208V 7.0 kW
	8262197	208V 8.5 kW
	8262210	208V 11.0 kW
	8262194	240V 7.0 kW
	8262200	240V 8.5kW
	8262193	230V 7.0 kW
	8262199	230V 8.5kW
	8262206	230V 11kW
	8262207	240V 11.0 kW
	8262195	440V 7.0 kW
	8262202	440V 8.5 kW
	8262211	440V 11.0 kW
	8262196	480V 7.0 kW
	8262203	480V 8.5 kW
	8262209	480V 11.0 kW
2	8262212	Probe, Temperature RE – <i>includes tie wraps and grommet.</i>

Touchscreen Parts Section



Touchscreen fryers have similar features and share many common parts. Probes, actuators, circuit boards are often the same across fryer platforms.

Be careful with brand-specific parts such as Controllers (UI's) and FIB circuit boards, as they can be loaded with software specific to a restaurant chain. **DO NOT USE RESTAURANT-SPECIFIC PARTS OUTSIDE THE SPECIFIED RESTAURANT CHAIN.**

(8) (9) (5)

1FQE80U-T component box shown. Components in this box may be present in other configurations.

ITEM	PART #	Component Section
1	Control Section	Controller Section
2	Board Section	Smart Interface Board
3	Board Section	Filter Interface Board
*	Control Section	See Lanyards In Control Section
4	Board Section	Kccm/Sui Board
5	Pwr Section	24vdc Power Supply
6	8075362	Transformer, 115-240v 80va 24vac (Sib)
7	8074482	Relay, Dpdt 30a 24vdc (Filter Pump)
8	8075570	Fuse 3.5a 250v
9	8072278	Fuse, 20 Amp
10	Board Section	Valve Interface Board (Under Frypot)
	Terminator Section	Can Terminators

* Not illustrated.

Parts that reference a specific section rather than a part number are listed in a parts section, grouped by fryer models that use the same parts.

Some parts listings in this manual reference a list for the part in question rather than a part number. In those cases, turn to the list to find the part for the model of fryer being repaired. If you don't need a drawing to help identify the part, you can turn to the list straightaway.

Touchscreen Parts Section

Actuators

Model	Part Number	Description
BIELA14-T, BIGLA30-T, FQG30-T, FQE30-T, FQE60-T, FQG60-T, FQG80-T, FQE80-T, FQG100-T, FQG120-T	8075808	Actuator, Rotary 24VDC (#2) Black
BIELA14-T, BIGLA30-T, FQG30-T, FQE30-T, FQE60-T, FQG60-T, FQG80-T, FQE80-T, FQG100-T, FQG120-T	8075809	Actuator, Rotary 24VDC (#1) Blue
BIELA14-T, BIGLA30-T, FQG30-T, FQE30-T, FQG120-T	130013720	Actuator, Rotary 24VDC (Square Gray/Silver) Used on some return valves.

Boards

Models	Part Number	Description
BIELA14-T, BIGLA30-T, FQG30-T, FQE30-T, FQE60-T, FQG60-T, FQG80-T, FQE80-T, FQG100-T, FQG120-T, FQGLA30	1085996SP	VIB Board Assembly
BIELA14-T, BIGLA30-T, FQG30-T, FQE30-T, FQE60-T, FQG60-T, FQG80-T, FQE80-T, FQG100-T, FQG120-T, FQGLA30	1085979	Board, Interface SIB (Smart Interface Board)
FQG30-T, FQE30-T, FQE60-T, FQG60-T, FQGLA-T, FQG80-T	1087513SP	Board, FIB w/ Software General Market / Burger King and other Chains
BIGLA30-T, BIELA14-T	1086575	Board, FIB w/ Software McDonald's
FQE30-T, FQG30-T, FQGLA-T	1087535SP	Board, FIB w/ Software Taco Bell
FQE80-T, FQG80T	1089023SP	Board, FIB w/ Software 7-11
FQE80-T, FQG100-T, FQ120-T	1088490SP	Board, FIB w/ Software Popeye's
FQE60-T, FQE80-T, FQG60-T	8076148	BOARD, FQ4000 KCCM (SUI)
FQG30-T, FQE30-T, FQGLA-T	1088447SP	PCB, Assy FQ4000 KCCM/SUI Taco Bell
BIGLA30-T, BIELA14-T	8075982	PCB, Assy JLOV KCCM/SUI
FQG60-T, FQG80-T, FQG100-T, FQG120-T	8076402	Relay Board, 3.5-second Time Delay 24VDC
FQG30-T, BIGLA30-T, FQGLA-T	8074812	Relay Board, 7-second Time Delay 120V (U.S., Canadian and Mexico units)

Cables

Models	Part Number	Description
FQG30-T, BIGLA30-T, FQE30-T, FQE60-T, FQE80-T, FQE80-T, FQG60-T, FQG100T, FQG120T	8074990	Cable, USB
FQG30-T, BIGLA30-T	8075614	Cable, Ignition
FQG100T, FQG120T	1067535	Cable, Ignition 31"
FQE30-T, FQE60-T, BIELA14-T, FQG60-T, FQE80-T, BIGLA30-T, FQG100T, FQG120T	8075549	Cable, C-Bus Right SIB to Right SIB (Connects component boxes together)
FQG60-T, FQE30-T, FQG100T, FQG120T	8075550	Cable, C-Bus Right SIB (J8) to FIB (Filtration Interface Board) (J4) VATS #2 & #3
BIELA14-T, BIGLA30-T, FQE30-T	8075551	Cable, C-Bus Right SIB to FIB (Filtration Interface Board)
BIGLA30-T, FQE30-T, BIELA14-T	8075553	Cable, P-Bus Left SIB (J9) to Right SIB (J9)
BIELA14-T, FQE30-T, FQE80-T, FQE60-T, BIGLA30-T, FQG60-T, FQG100T, FQG120T	8075555	Cable, P-Bus w/ power Right SIB to VIB (Valve Interface Board)
BIGLA30-T, FQE60-T, FQE80-T, FQE30-T,	8075810	Cable, FIB to VIB Actuator Power (used from FIB item #1 (J2) to VIB (J4) and from VIB (J3) to VIB (J4)
BIGLA30-T, FQG60-T, FQG100T, FQG120T	8075969	Cable, USB Receptacle Mount (USB end attaches to Item 4)
FQE60-T, BIGLA30-T, FQG60-T, FQE80-T, BIELA14-T, FQG100T, FQG120T	8075977	CABLE, RJ45 OVERMOLD CAT5E 0.2MM (connects KCCM (SUI) rj45
BIGLA30-T, FQE60-T, FQG60-T, FQE80-T, FQG100T, FQG120T	8076225	Cable, U. FL to RP-SMA Bulkhead

Touchscreen Parts Section

Models	Part Number	Description
FQE60-T, FQE80-T, FQG100T, FQG120T	8076315	CABLE, XL VIB ACTUATOR POWER (from FIB (J2) to VIB BOARD (J4))
FQG100T, FQG120T	8076451	CABLE, C-BUS FIB (FILTRATION INTERFACE BOARD) (J3) VAT #1 TO SIB (J8) VAT #2

Controllers (Touch Screen)



Older Style FQ4000 Touch Screen Controller (Large WIDE Black Plastic Surround)



Newer Style FQ4000 Touch Screen Controller (Silver Metal Bezel Surround)

Conversion Kits to convert from the Older style to Newer Style are in the yellow column.

Model	Older Style Controller Conversion Replacement Kit Part Number (formerly with Black Thick Plastic Surround)	Newer Style Controller Part Number (Silver Metal Surround)	Description
	Serial #'s 2203 & Before	Serial #'s 2204 to Current	
McDonald's Touch 30lb LOV Fryers			
BIGLA30-T, BIELA14-T	8263699	1089233SP	Controller, McDonald's M4000 (<i>NON-CE</i>) Domestic USA, North, South, Latin America
BIGLA30-T	8263700	1089237SP	Controller, McDonald's M4000 BIGLA30-T (<i>International CE</i>) Gas
BIELA14-T	8263818	1089239SP	Controller, McDonald's M4000 BIELA14-T (<i>International CE</i>) Electric
BIGLA30-T	8263701	1089245SP	Controller, McDonald's M4000 BIGLA30-T <i>Israel</i>
BIGLA30-T	8263703	1089249SP	Controller, McDonald's M4000 BIGLA30-T <i>Korea</i>
BIGLA30-T, BIELA14-T	8263702	1089229SP	Controller, McDonald's M4000 <i>Japan</i>
FilterQuick Touch 30lb Fryers			
FQG30-T, FQE30-T	8263721	1089308SP	Controller, A&W FQ4000
FQG30-T, FQE30-T	8263819	1089256SP	Controller, Applebee's FQ4000
FQG30-T, FQE30-T, FQGLA30	8263722	1089253SP	Controller, Arby's FQ4000
FQG30-T, FQE30-T, FQGLA30	8263723	1089560SP	Controller, Burger King FQ4000
FQG30-T, FQE30-T	N/A	1089394SP	Controller, Checker's FQ4000
FQG30-T, FQE30-T	8263726	1089396SP	Controller, Dairy Queen FQ4000
FQG30-T, FQE30-T	8263727	1089312SP	Controller, General Market FQ4000
FQG30-T, FQE30-T	N/A	1089350SP	Controller, IHOP FQ4000

Touchscreen Parts Section

Model	Older Style Controller Conversion Replacement Kit Part Number (formerly with Black Thick Plastic Surround)	Newer Style Controller Part Number (Silver Metal Surround)	Description
	Serial #'s 2203 & Before	Serial #'s 2204 to Current	
FQG30-T, FQE30-T	N/A	1089350SP	Controller, Mary Brown's FQ4000
FQG30-T, FQE30-T	N/A	1089554SP	Controller, Peter Pane FQ4000
FQG30-T, FQE30-T	8263735	1089395SP	Controller, Sheetz FQ4000
FQG30-T, FQE30-T	8263736	1089320SP	Controller, Sonic FQ4000
FQG30-T, FQE30-T	N/A	1089318SP	Controller, Steak & Shake FQ4000
FQG30-T, FQE30-T, FQGLA30	8263741	1089262SP	Controller, Taco Bell FQ4000
FQG30-T, FQE30-T	N/A	1089513SP	Controller, Whataburger FQ4000
BIELA14-T, BIGLA30-T, FQE30-T, FQG30-T, FQGLA30-T	8104320	8104320	Lanyard, Controller Restraint 6"

Conversion Kits to convert from the Older style to Newer Style are in the yellow column.



Conversion Kits to convert from the Older style to Newer Style are in the yellow column.

Touchscreen Parts Section

Model	Older Style Controller Part Number (Black Thick Plastic Surround) Serial #'s 2208 & Before	Newer Style Controller Part Number (Silver Metal Surround) Serial #'s 2209 to Current	Description
FilterQuick Touch 60lb, 80lb, 100lb and 120lb Fryers			
FQE60U-T, FQG60T-T	8263724	1089417SP	Controller, Buffalo Wild Wings FQ4000
FQG60T-T	8263725	1089411SP	Controller, Chick-Fil-A FQ4000
FQE60U-T, FQG60T-T	N/A	1089551SP	Controller, Dave & Buster's FQ4000
FQE60U-T	8263728	1089399SP	Controller, General Market FQ4000 Electric
FQG60T-T	8263729	1089407SP	Controller, General Market FQ4000 Gas
FQG60T-T	8263730	1089416SP	Controller, Original Joes FQ4000 Gas
FQG120U-T	8263731	1089420SP	Controller, Popeye's FQ4000
FQG120U-T	8263732	1089421SP	Controller, Popeye's FQ4000 Canada
FQE80U-T, FQE100U-T	N/A	1089419SP	Controller, Popeye's FQ4000 (ELEC CE) Europe
FQE60U-T, 1814E-T	8263734	1089405SP	Controller, Racetrac FQ4000 (Left & Middle Controllers)
FQE60U-T, 1814E-T	8263820	1089406SP	Controller, Racetrac FQ4000 (Far Right)
FQE80U-T, FQG80T-T	N/A	1089543SP	Controller, Raising Canes FQ4000
FQE80U-T	8263742	1089418SP	Controller, 7-11 FQ4000
FQG80T-T	N/A	1089545SP	Controller, Slim Chickens FQ4000
FQE60U-T	8263737	1089401SP	Controller, Speedway
FQG60T-T	8263821	1089414SP	Controller, St. Hubert FQ4000
FQG60T-T	8263739	1089412SP	Controller, Swiss Chalet FQ4000
FQG60T-T	8263740	1089456SP	Controller, Swiss Harvey FQ4000
FQE60-T, FQG60-T, FQE80-T, FQG80-T, FQG100-T, FQG120-T	8105076	8105076	Lanyard, Controller Restraint 12"

Conversion Kits to convert from the Older style to Newer Style are in the yellow column.



Older Style FQ4000 Touch Screen Controller (Large WIDE Black Plastic Surround)



Newer Style FQ4000 Touch Screen Controller (Silver Metal Bezel Surround)

Touchscreen Parts Section

Power Supply

Model	Part Number	Description
BIELA14-T, BIGLA30-T, FQE30-T, FQG30-T, FQG60-T, FQE60-T, FQE80-T, FQG80-T, FQG100-T, FQG120-T	8263684	POWER SUPPLY, 24VDC 130W ATO, Actuators, Filter Pump, Top Off Pump
FQG30-T, BIELA14-T, BIGLA30-T, FQE30-T	8075974	POWER SUPPLY, 24VDC, 15W for KCCM SUI board

Probes

Model	Part Number	Description
FQG30-T, BIGLA30-T	8263285	Probe, Temperature Cooking Kit (Gas)
BIELA14-T, FQE30-T	8263450	Kit, Touch Elec Temperature Probe– includes tie wraps and grommet. (Electric)
FQE60-T	8263605	Probe, Temperature FQE60-T – includes tie wraps and grommet. (Electric)
FQG60-T FQG80-T, FQG100-T, FQG120-T	8263642	Probe, Temperature KIT (Gas)
FQE80-T	8263670	Probe, Temperature FQE80-T – includes tie wraps and grommet. (Electric)
BIGLA30-T, FQG30-T, FQG60-T	8263286	Probe, ATO (Topoff) RTD Kit (Gas)
BIELA14-T, FQE30-T, FQE60-T, FQE80-T,	8263544	Probe, Kit Touch Elec ATO RTD (Electric)
BIGLA30-T, BIELA14-T, FQG30-T, FQE30-T, FQE60-T, FQE80-T, FQG60-T, FQG80-T, FQG100-T, FQG120-T	8263287	Probe, Kit AIF/VIB RTD (Gas & Electric)

Pump Motor/Gaskets/Pumps

Model	Part Number	Description
BIELA14-T, BIGLA30-T, FQE30-T, FQG30-T, FQE60-T, FQG60-T,	1084372	Pump, Shurflo 24VAC (Topoff)
BIELA14-T, BIGLA30-T, FQE30-T, FQG30-T, FQE60-T, FQG60-T,	8261712	Pump Motor/Gasket, 115V 50/60 Hz (Filter)
BIELA14-T, BIGLA30-T, FQE30-T, FQG30-T, FQE60-T, FQG60-T,	8261756	Pump Motor/Gasket, 208V 50/60 Hz (Filter)
BIELA14-T, BIGLA30-T, FQE30-T, FQG30-T, FQE60-T, FQG60-T,	8261270	Pump Motor/Gasket, 220-240V 50/60 Hz (Filter)
BIELA14-T, BIGLA30-T, FQE30-T, FQG30-T, FQE60-T, FQG60-T,	8261755	Pump Motor/Gasket, 250V 50/60 Hz (Filter)
BIGLA30-T, FQG30-T	8263191	Pump and Gasket Kit, 4 GPM
FQG60-T, FQE60-T, BIELA14-T, FQE30-T	8263192	Pump & Gasket Kit, 8 GPM (includes 8160093, 8091020 & 8090194)
FQG60-T, FQE60-T, FQG120-T, FQG80-T, FQG100-T	8263415	Pump & Gasket Kit, 8 GPM w/ Heater hole (includes 8160093, 8091020 & 8090194)

Terminators

Model	Part Number	Description
FQG60-T, FQE80-T, FQE60-T, FQE30-T, BIGLA30-T, BIELA14-T, FQG100T, FQG120T	8075632	Terminator, CAN End Communication RJ11 (used in FIB, SIB I7 if OQS is NOT installed)
FQG60-T, FQE80-T, FQE60-T, FQE30-T, BIGLA30-T, BIELA14-T, FQG100T, FQG120T	8074552	Terminator, CAN (ONLY used on OQS harness Y- adaptor)

FQE30-T

Models: FQE30T



2FQE30T

Complete Parts Manual can be located at the QR code and link in **BLUE** below.



[FilterQuick FQE30T Parts](#)

This is the General Market 30-pound electric fryer with an advanced touchscreen controller.

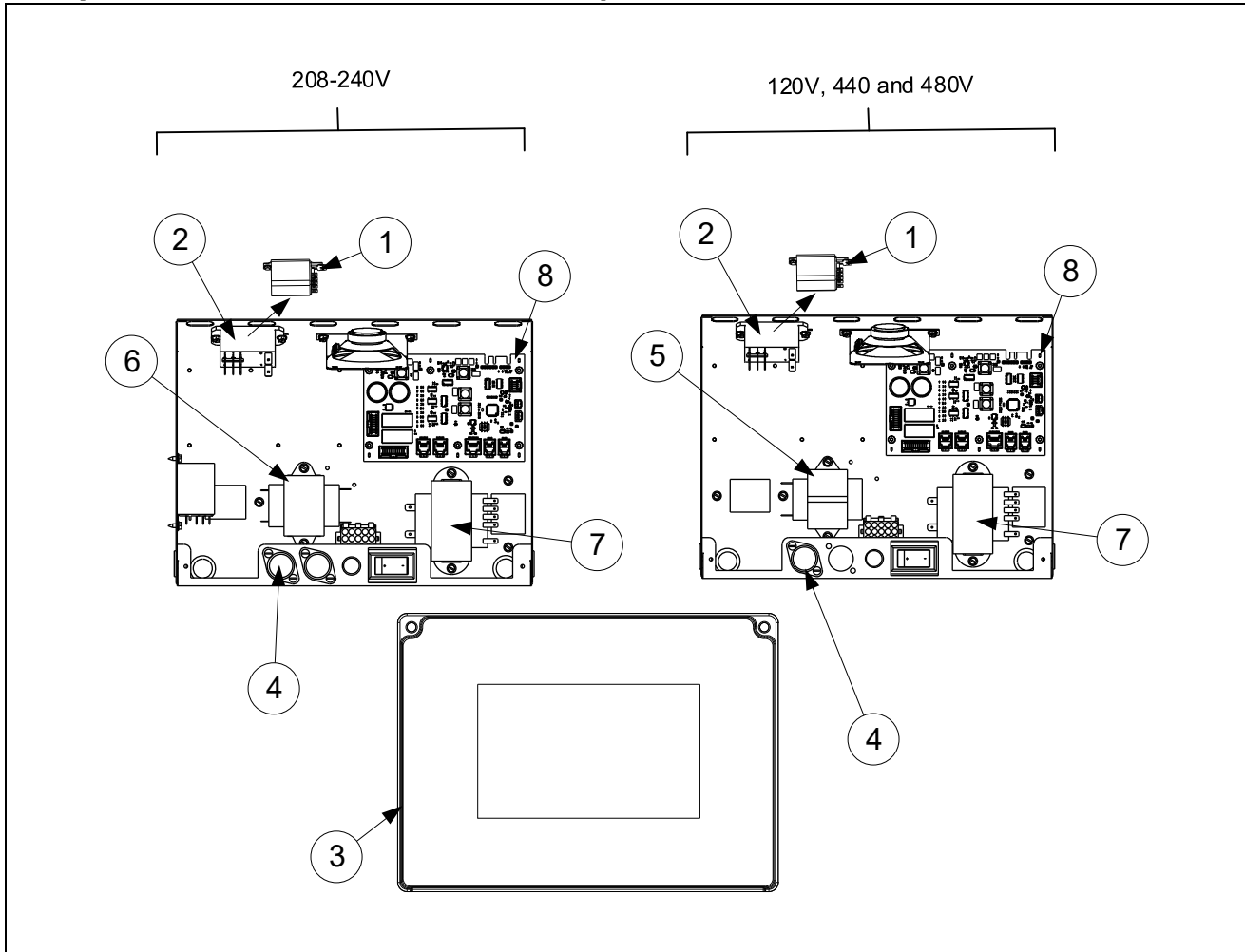
Unique Physical Characteristics:

Advanced touchscreen controller, new circuit boards.

Common Model Numbers: 2FQE30T, 3FQE30T, 4FQE30T

FQE30-T

Component Boxes and Associated Components

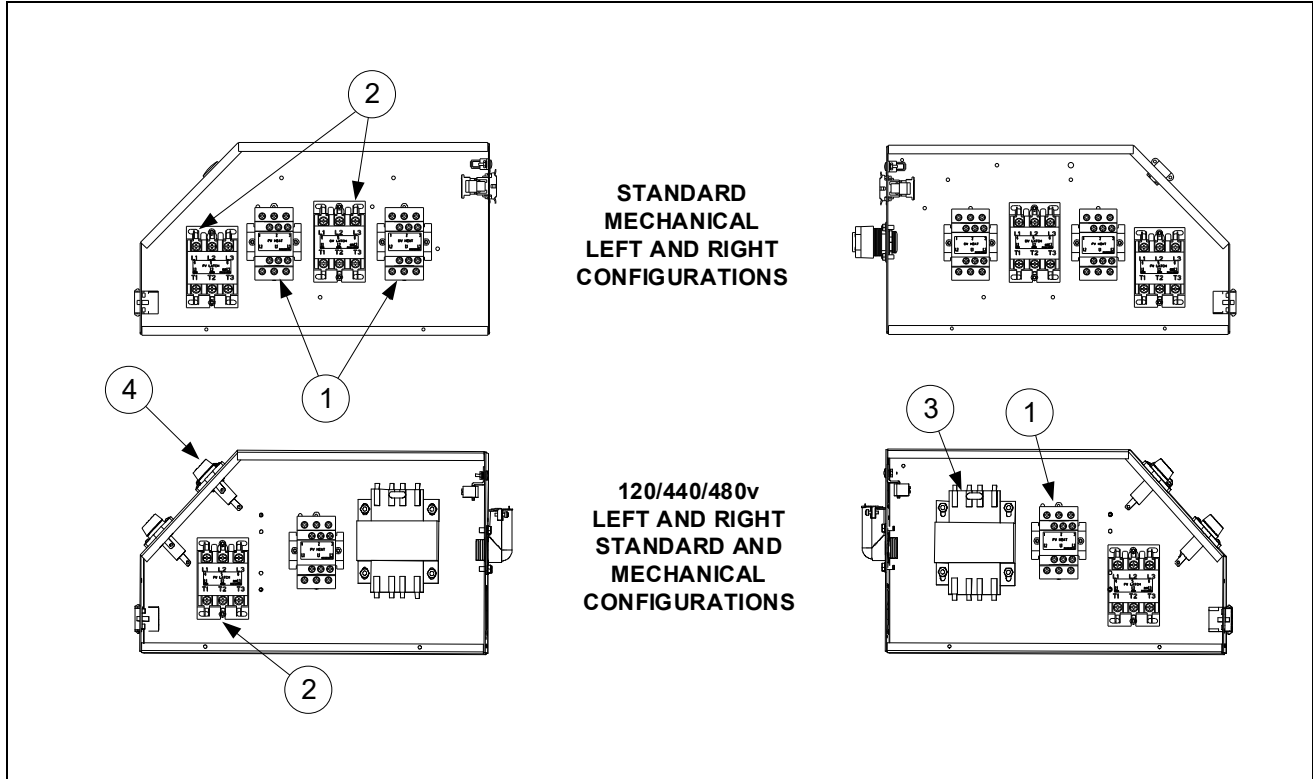


ITEM	PART #	COMPONENT
1	8074346	Relay, DPDT 20A 120V <i>(used for control power reset in right hand boxes only in domestic and Canadian units)</i>
2	8074482	Relay, Filter 2 Pole 30A DPDT 24VDC
3	Controllers Section	Controllers, Lanyard section
	8072278	Fuse, 20 Amp
5	8070800	Transformer, 100-120V/24V 50VA Filter
6	8070680	Transformer, 208/240V/24V 43VA Filter (Non-CE)
7	8075362	Transformer, 115-240V/24V 80VA
8	Board Section	Smart Interface Board
*	Terminator Section	Terminator

* Not illustrated.

FQE30-T

Contactor Boxes

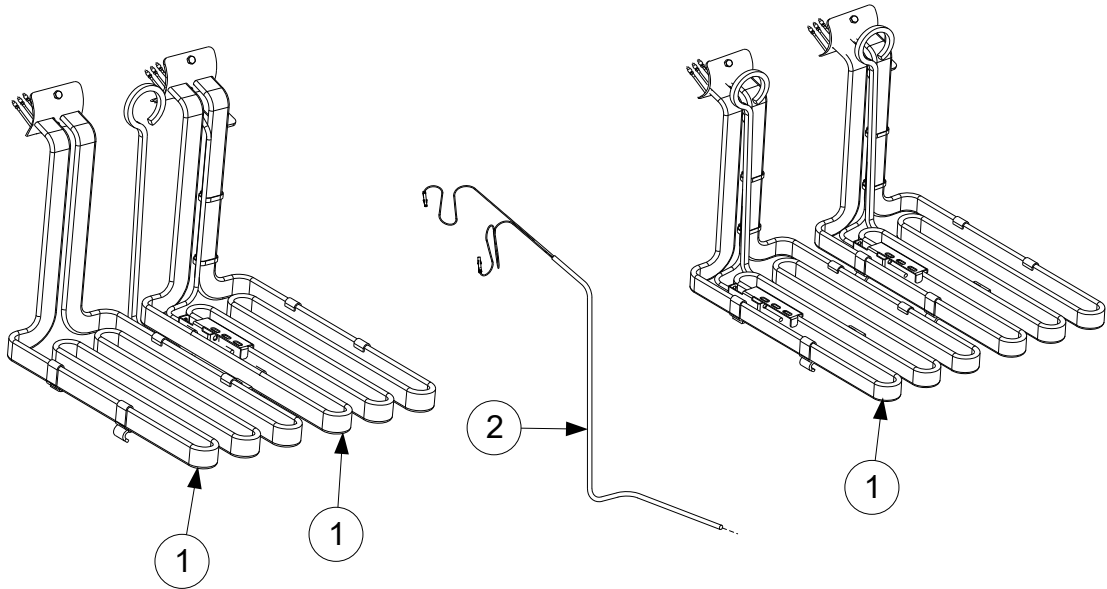


ITEM	PART #	COMPONENT
✓ 1	8263417	Contactor, 24V 50 Amp TESS LC1D32B7 (Heat)
✓ 2	8101202	Contactor, 24V 40 Amp (Latch)
3	8070064	Transformer, 480V/120V 150VA
4	8070922	Holder, Bus Fuse
*	8072278	Fuse, 20 Amp
*	8070012	Relay, Tilt Switch 18 Amp 1/3 HP 24 V Coil

FQE30-T

FULL-VAT ELEMENT ASSEMBLY

DUAL-VAT ELEMENT ASSEMBLY



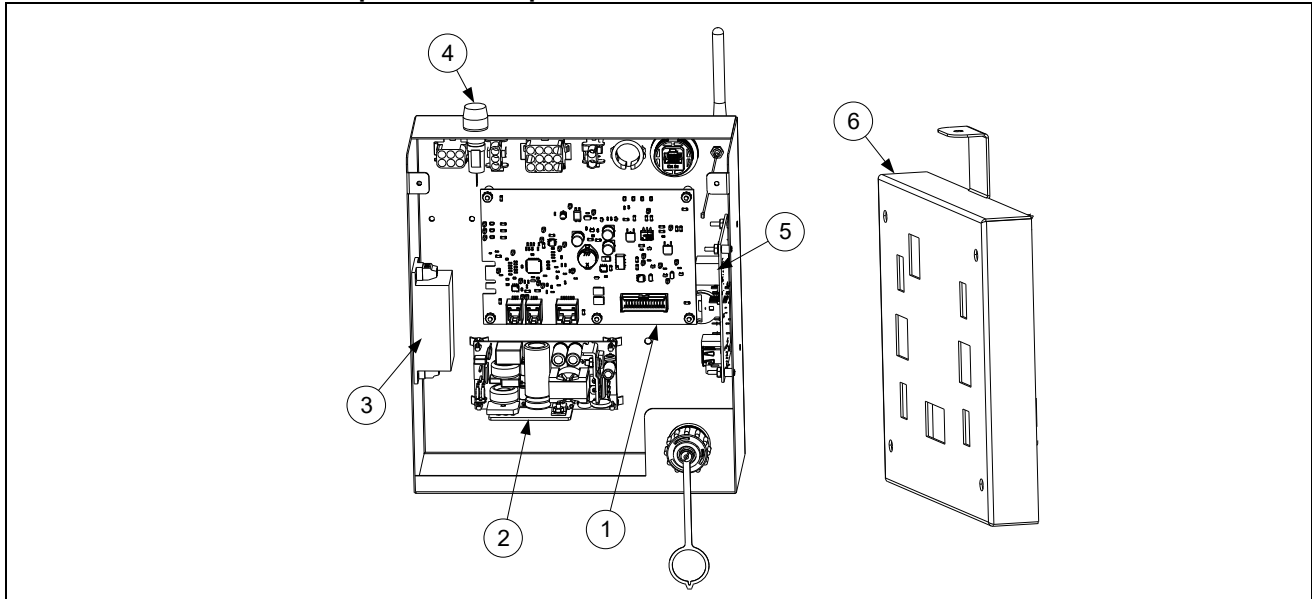
Element Assemblies and Hardware

ITEM	PART #	COMPONENT
1		Element Kits - <i>includes gaskets, grommets, tie wraps, screws and nuts.</i>
	8262198	200V 7.0 kW (220V 8.5kW used in some export 3-phase 4-wire WYE units)
	8262201	200V 8.5 kW
	8262192	208V 7.0 kW
	8262197	208V 8.5 kW
	8262200	220V 7.0 kW (220V 8.5kW used in some export 3-phase 4-wire WYE units)
	8262193	230V 7.0 kW
	8262199	230V 8.5 kW
	8262194	240V 7.0 kW
	8262195	440V 7.0 kW
	8262202	440V 8.5 kW
	8262196	480V 7.0 kW
	8262203	480V 8.5 kW
2	Probe Section	Probe

* Not illustrated.

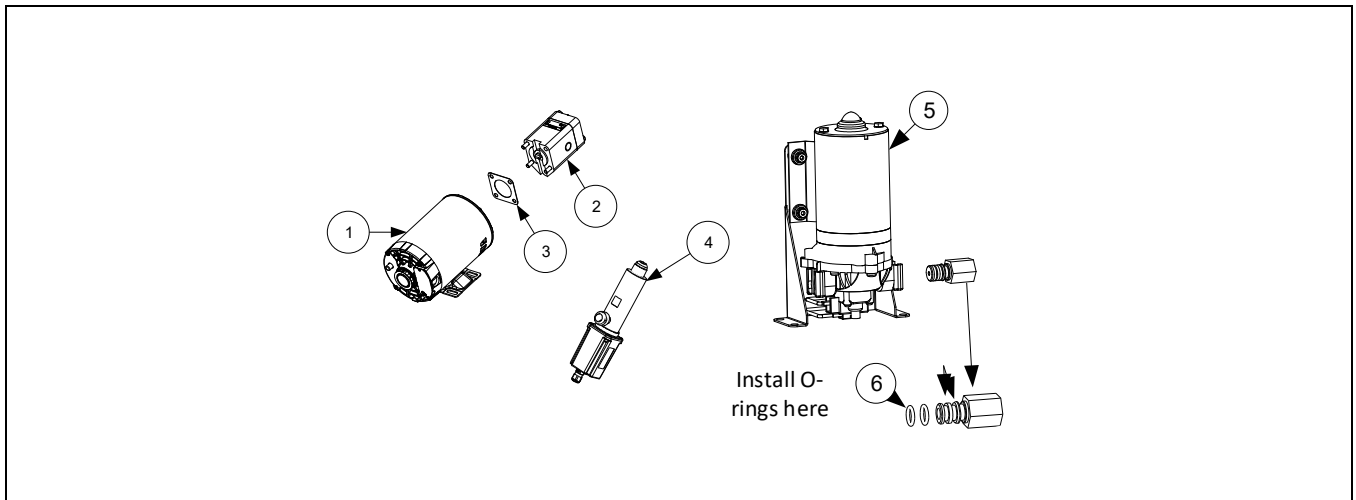
FQE30-T

Filtration Interface Board, Top Off Box Components, Valve Interface Board



ITEM	PART #	COMPONENT
1	Board Section	Filter Interface Board
2	PWR Section	24VDC Power Supply
3	PWR Section	24VDC Power Supply
4	8075570	Fuse, 250VAC 3.5A Fast Acting
5	Board Section	KCCM/SUI Communication Board
6	Board Section	Valve Interface Board (Under frypot)
*	Terminator Section	Terminator
*	Cable Section	Cable

Filter Pump, Top Off Pump, Oil Sensor and Accessories



ITEM	PART #	COMPONENT
1	Pump Section	FILTER PUMP
3	8160093	GASKET, PUMP/MOTOR
4	8263292	SENSOR, FILTERQUICK OQS REPLACEMENT
5	Pump Section	TOP OFF PUMP
6	8160782	TOP OFF PUMP O-RINGS

FQG30-T/FQGLA-T

Models: FQG30-T,
FQGLA-T



2FQGLA-T
Serials prior to 1712



2FQG30-T
Serials from 1712 to current

The FQGLA-T fryers have plastic recessed cabinet door handles. The FQG30-T fryers have metal cabinet door handles. The FQGLA-T fryers have power distribution boxes on the left side to the fryer. The filter pans also differ between the two fryers.

Complete Parts Manuals can be located at the QR codes and links in [BLUE](#) below.



[FilterQuick FQGLA-T Gas Parts](#)



[FilterQuick FQG30-T Gas Parts](#)

A thirty-pound fryer with advanced touchscreen controller, oil sensor and top off.

Unique Physical Characteristics:

- Touchscreen controller, top off

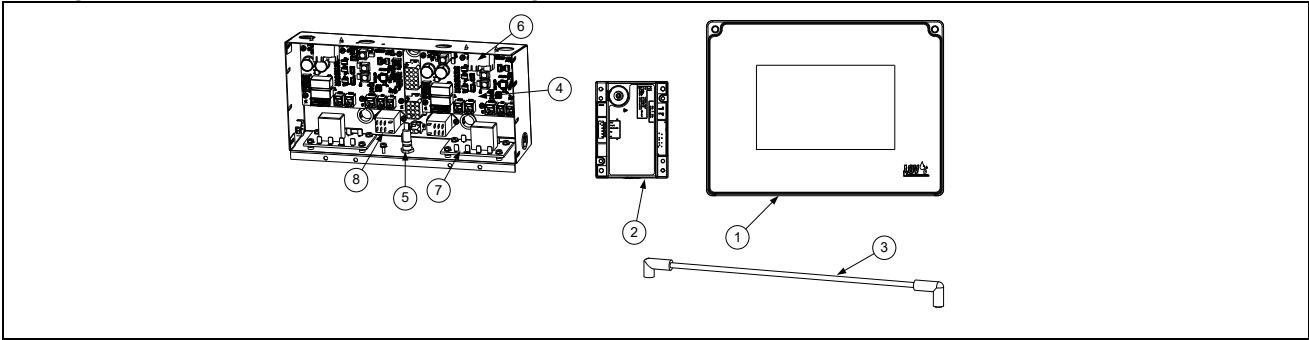
Where Used:

Found in major fast-food chains: Taco Bell, Burger King, etc.

Common Model Numbers: 2FQG30T, 3FQG30T, 2FQGLAT

FQG30-T/FQGLA-T

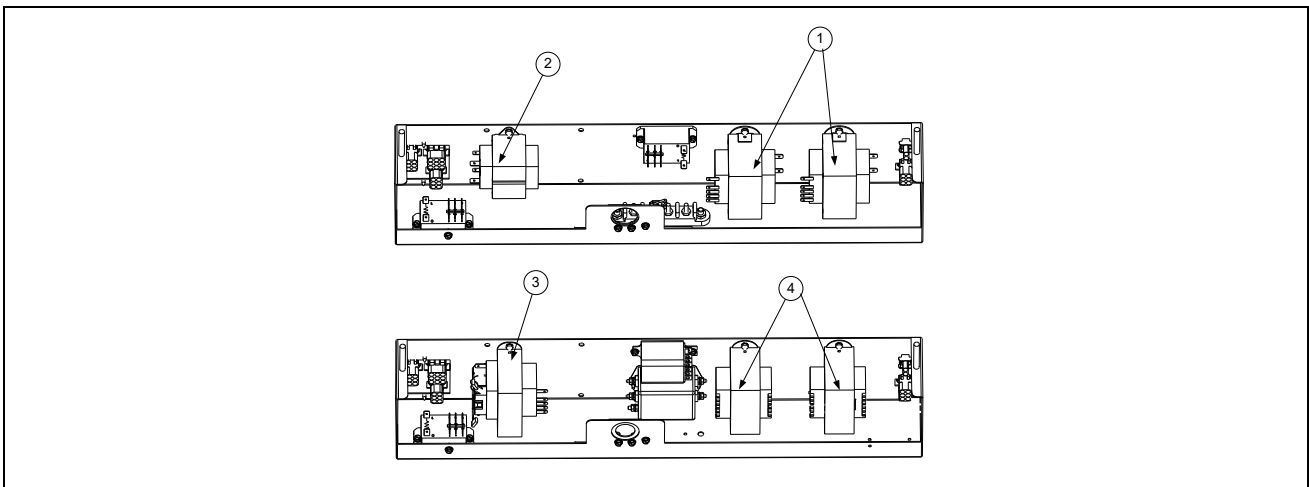
Component Boxes and Associated Components



ITEM	PART #	COMPONENT
1	Control Section	Controller
2	8075949	Module, Ignition Single Spark Fenwal
	8076382	Module, Ignition Single Spark Fenwal FV (Left) / DV Australia 3 sec
	8076383	Module, Ignition Single Spark Fenwal FV (Right) Australia 4 sec
3	Cable Section	Ignition Cable
4	Board Section	Smart Interface Board
5	8075570	Fuse 3.5A 250V
6	8071683	Relay, Blower 12VDC
7	Board Section	Relay Board, 7-second Time Delay 120V (<i>U.S., Canadian and Mexico units</i>)
8	8075623	Relay, 24VDC SPDT OIB (Oil Is Back) Sensor
*	8072659	Switch, Momentary (Power Reset, only in far-left component box prior to 12/6/2017)
*	Control Section	Lanyard

* Not illustrated. ✓ Recommended parts.

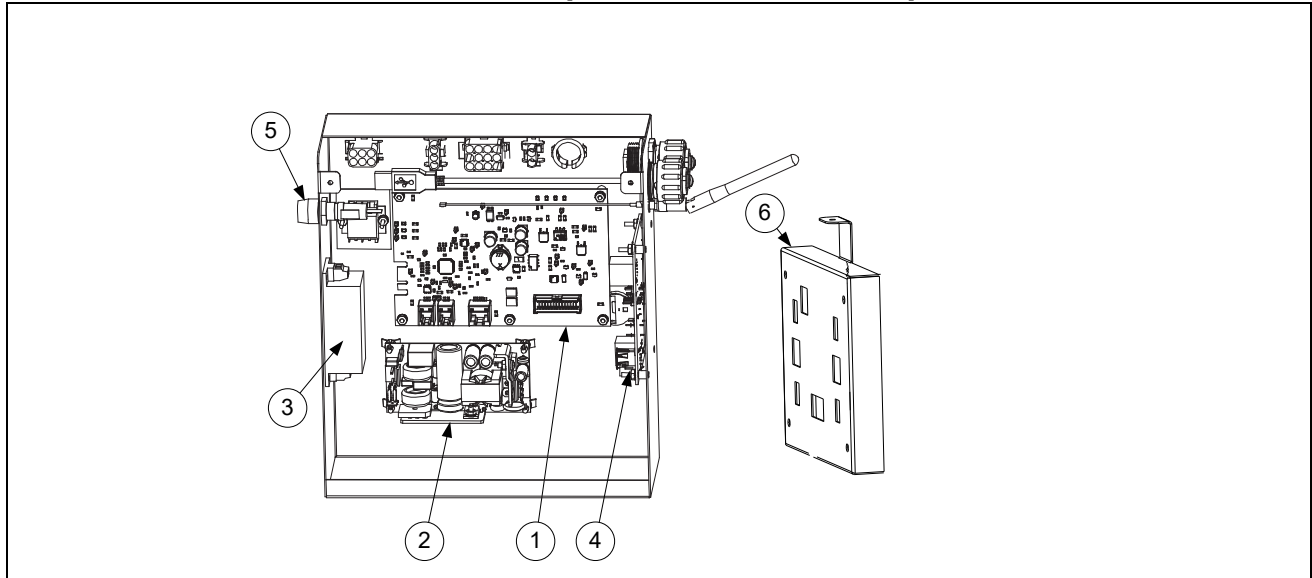
Transformer Boxes



ITEM	PART #	COMPONENT
		Box Assembly, Transformer
1	8075362	Transformer, 115-240V 80VA 24VAC
2	8070800	Transformer, 120V/24V 50VA Filter
3	8072180	Transformer, 120V/24V 50VA Filter
4	8071022	Transformer, 220/240V 75VA

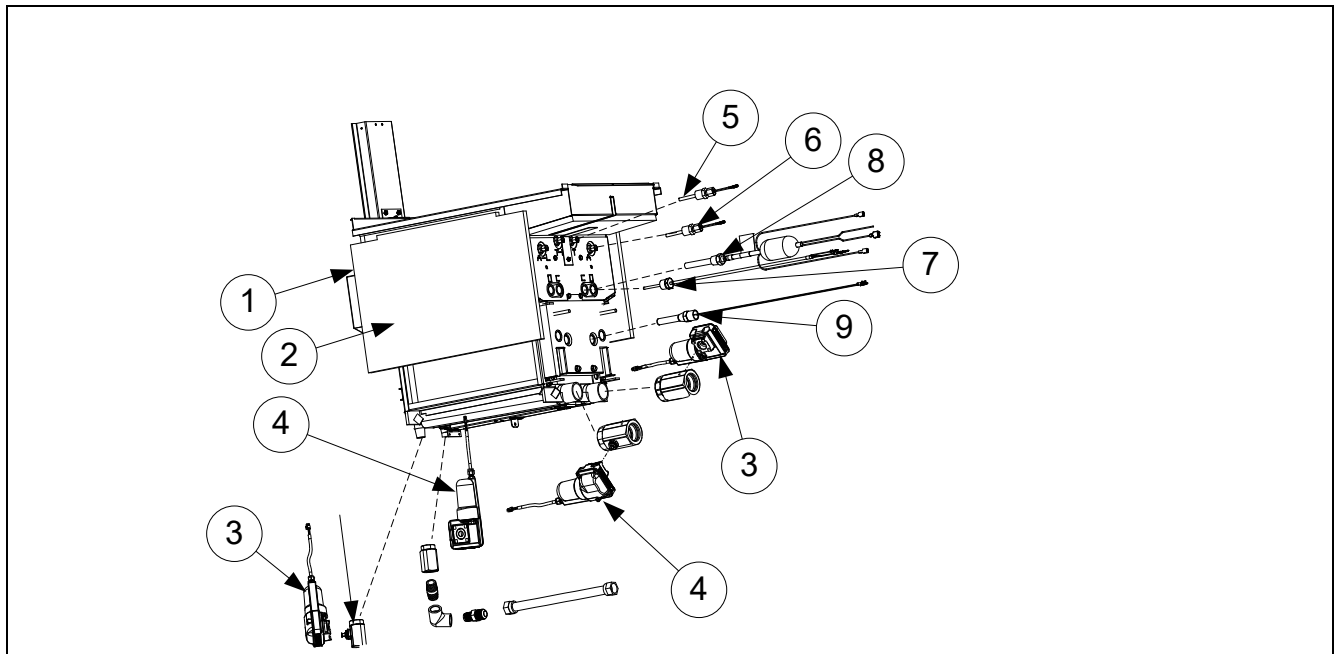
FQG30-T/FQGLA-T

FIB (Filter Interface Board) Auto Top Off / Filter Box Components



ITEM	PART #	COMPONENT
1	Board Section	Filter Interface Board
2	PWR Section	24VDC Power Supply 130W ATO, Actuators, Filter Pump, Top Off Pump
3	PWR Section	24VDC Power Supply KCCM (<i>may not be present in all boxes</i>)
4	Board Section	KCCM/SUI Board
5	8075570	Fuse, 250VAC 3.5A Fast Acting
6	Board Section	Valve Interface Board

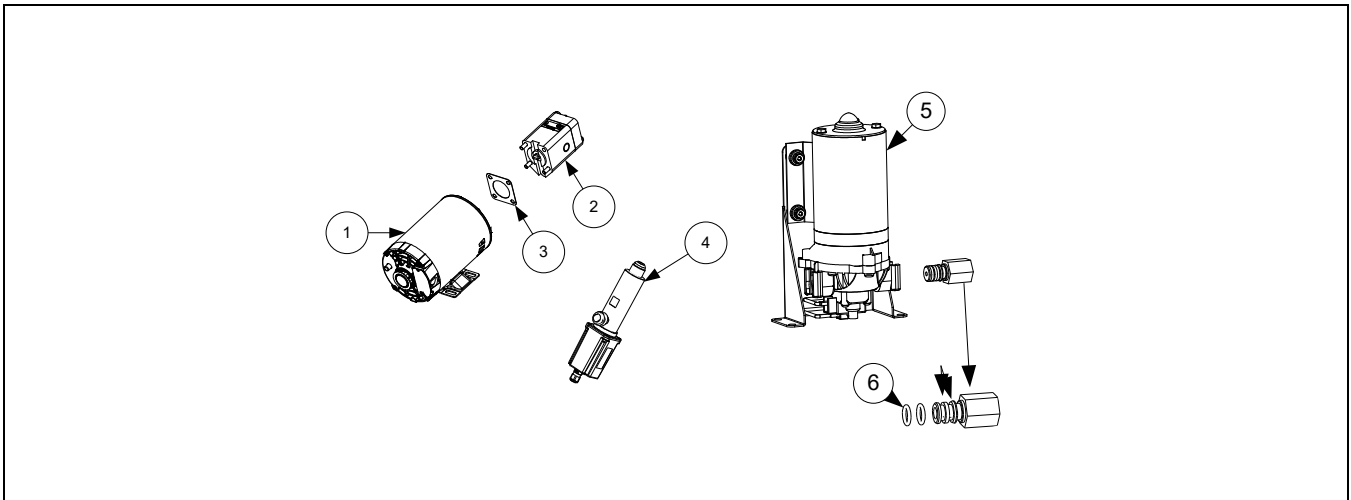
Frypot Assemblies and Associated Parts



FQG30-T/FQGLA-T

ITEM	PART #	COMPONENT
1	1081752SP	Frypot Assembly, Full-Vat Natural/Propane (FQG30-T) 1712 to current
	1085642SP	Frypot Assembly, Full-Vat Natural/Propane M5G30U (FQGLA-T) prior to 1712
2	1081753SP	Frypot Assembly, Dual-Vat Natural/Propane (FQG30-T) 1712 to current
	1085643SP	Frypot Assembly, Dual-Vat Natural/Propane M5G30U (FQGLA-T) prior to 1712
3, 4	Actuator Section	See Actuator Section
5	Probe Section	Automatic Top Off Probe
6	Probe Section	Valve Interface Board Probe
7	Probe Section	Temperature Probe
8	8076384	Sensor Assy, Oil 120V (only in units with optional OIB sensor)
9	8261177	Thermostat Assembly, HE High-Limit 425°F/218°C Kit
*	8263549	Ignitor Natural Gas (G20, G25) (includes gasket 8160981
*	8263552	Ignitor Propane (G30, G31) (includes gasket 8160981
*	8263549	Ignitor Natural Gas (G20, G25) (includes gasket 8160981
*	8263552	Ignitor Propane (G30, G31) (includes gasket 8160981

Filter Pump, Top Off Pump, Oil Sensor and Accessories



ITEM	PART #	COMPONENT
1	Pump Section	FILTER MOTOR
2	Pump Section	FILTER PUMP
3	8160093	GASKET, PUMP/MOTOR
4	8263292	SENSOR, FILTERQUICK OQS REPLACEMENT
5	Pump Section	TOP OFF PUMP
6	8160782	TOP OFF PUMP O-RINGS

FQE60U-T

Models: FQE60U-T/
(some 1814E models)



1FQE60U-T

Complete Parts Manual can be located at the QR code and link in **BLUE** below.



[FilterQuick FQE60T Parts](#)

A large electric fryer with advanced touchscreen controller.

Unique Physical Characteristics:

- Large vat, oil quality sensing, auto top off.

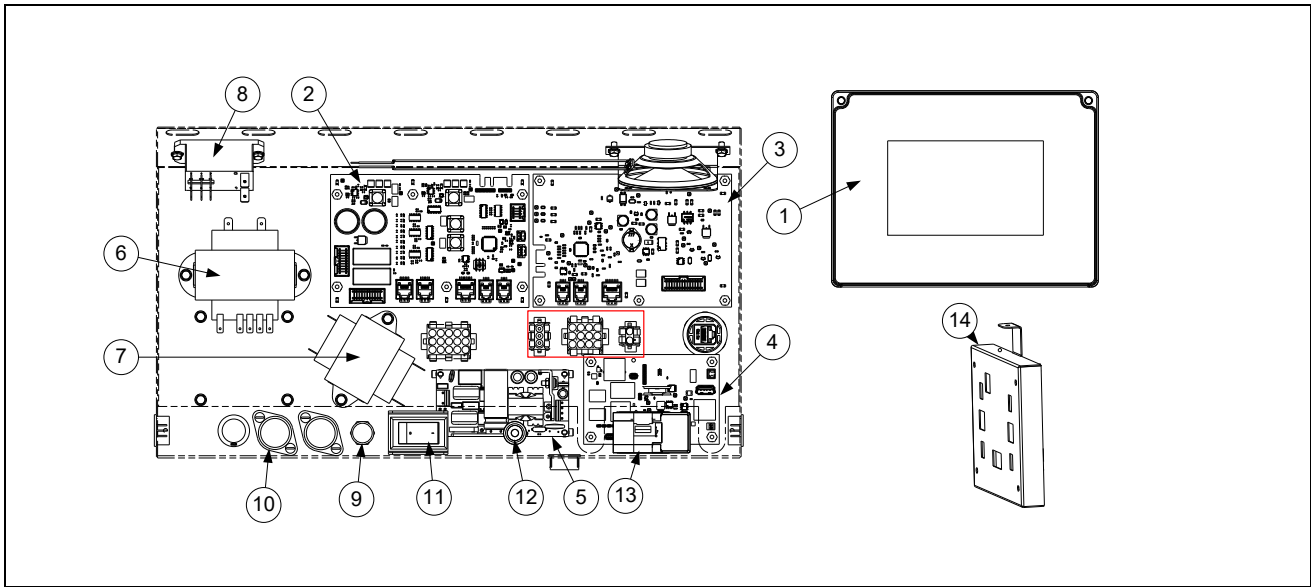
Where Used:

- Speedway, Convenience Stores

Common Model Numbers:

1FQE60U-T, 2FQE60U-T, 3FQE60U-T

FQE60U-T



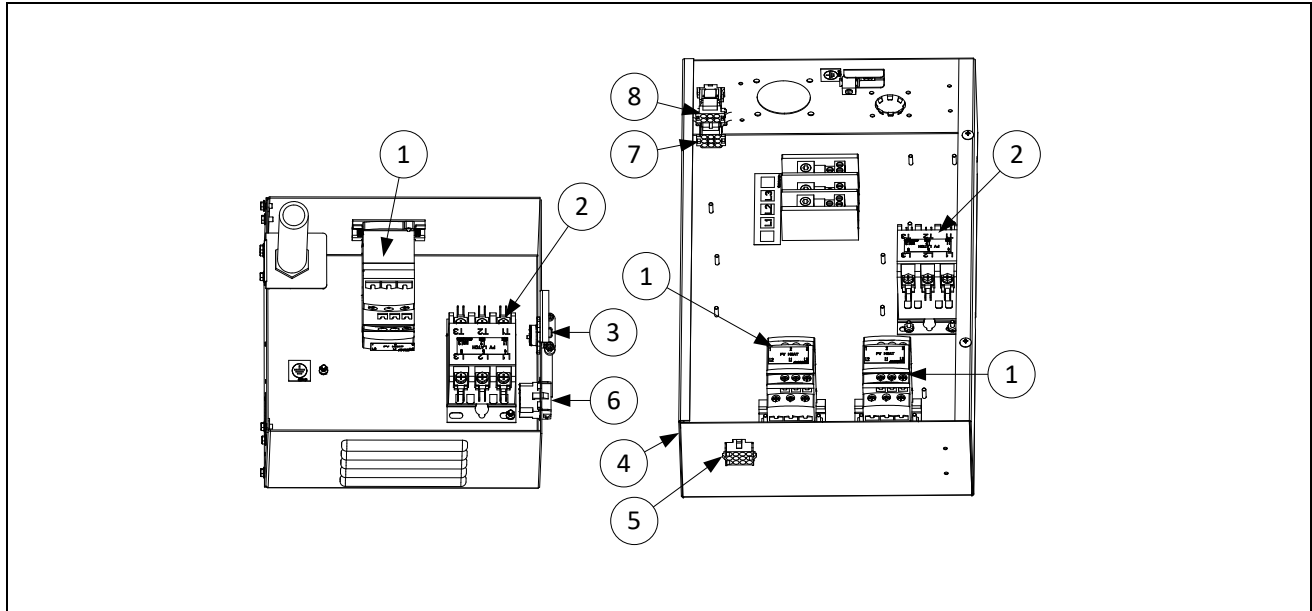
Component Boxes and Associated Components

ITEM	PART #	COMPONENT
1	Controller Section	CONTROLLER SECTION
*	8105076	SEE LANYARDS SECTION
2	Board Section	SMART INTERFACE BOARD
3	Board Section	FILTER INTERFACE BOARD
4	Board Section	KCCM/SUI BOARD
5	Pwr Section	24VDC POWER SUPPLY
6	8075362	TRANSFORMER, 115-240V 80VA 24VAC (SIB)
7	8070680	TRANSFORMER, 208/240/24V, 50/60HZ, 20VA (208/240V) (BULK FRESH OIL SOLENOID ONLY)
	8070800	TRANSFORMER 120 50/60-24V 50VA FOR (120V) (BULK FRESH OIL SOLENOID ONLY)
8	8074482	RELAY, DPDT 30A 24VDC (FILTER PUMP)
9	8075570	FUSE 3.5A 250V
10	8072278	FUSE, 20 AMP
11	8074036	SWITCH, TIG SERIES
12	8074678	SWITCH, MOMENTARY (TOPOFF OIL RESET BUTTON)
13	8074989	BEZEL, USB PORT (KCCM USB)
14	Board Section	VALVE INTERFACE BOARD
*	Cable Section	CABLE SECTION
*	Terminator Section	TERMINATOR

* Not illustrated.

FQE60U-T

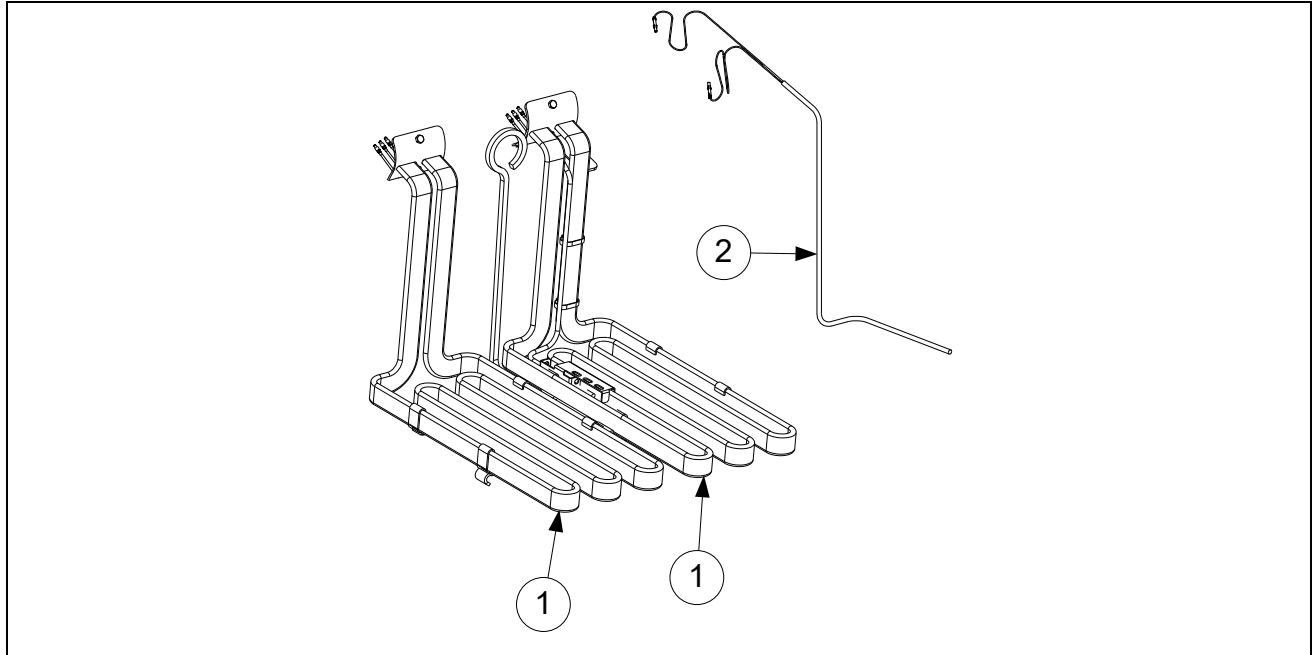
Contactors Boxes



ITEM	PART #	COMPONENT
1	8076169	CONTACTOR, 24V COIL 50 AMP MECHANICAL (HEAT)
2	8101202	CONTACTOR, 24V 40 AMP MECHANICAL (LATCH)

* Not illustrated.

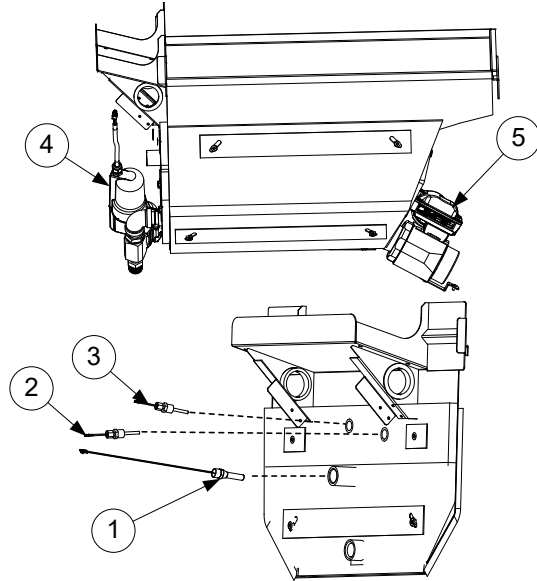
Element Assemblies and Hardware



ITEM	PART #	COMPONENT
1		ELEMENT KITS - INCLUDES GASKETS, GROMMETS, TIE WRAPS, SCREWS AND NUTS.
	8262557	208V 8.5 KW
	8262707	230V 8.5 KW
	8262558	240V 8.5KW
	8263020	480V 8.5KW
2	Probe Section	PROBE

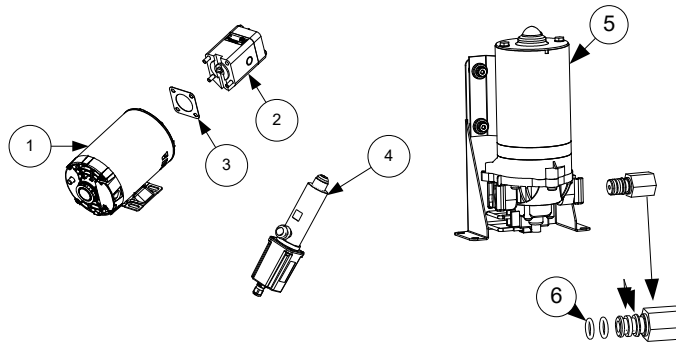
FQE60U-T

Frypot Components



ITEM	PART #	COMPONENT
1		THERMOSTAT ASSEMBLY, HIGH-LIMIT LONG STANDARD
2,3	8262454	NON-CE FULL VAT 425°F (218°C) (17KW FV AND 14KW FV) (COLOR CODED BLACK 8067543)
4, 5	Actuator Section	SEE PROBE SECTION ROTARY ACTUATORS


Filter Pump, Top Off Pump, Oil Sensor and Accessories



ITEM	PART #	COMPONENT
1	Pump Section	FILTER PUMP
3	8160093	GASKET, PUMP/MOTOR
4	8263292	SENSOR, FILTERQUICK OQS REPLACEMENT
5	Pump Section	TOP OFF PUMP SEE PUMP SECTION
6	8160782	TOP OFF PUMP O-RINGS

FQG60T

Model: FQG60T



2FQG60T

Complete Parts Manual can be located at the QR code and link in **BLUE** below.



[FilterQuick FQG60T Parts](#)

A large tube fryer with an advanced touchscreen controller.

Unique Physical Characteristics:

Large capacity, auto filtration and top off.

Where Used:

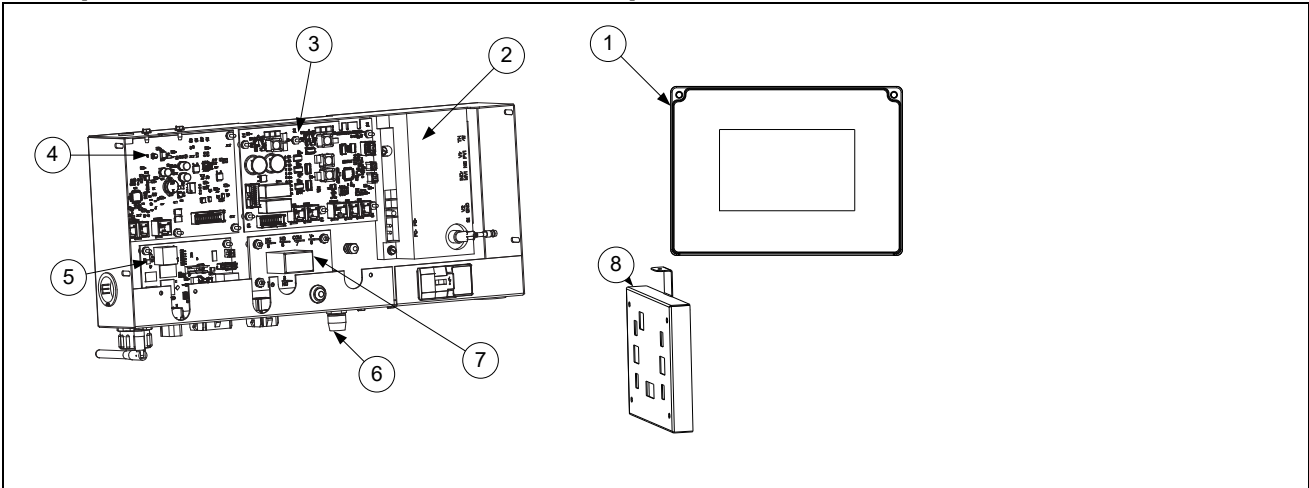
High volume or bone-in chicken restaurants.

Common Model Numbers:

1FQG60T, 2FQG60T, 3FQG60T

FQG60T

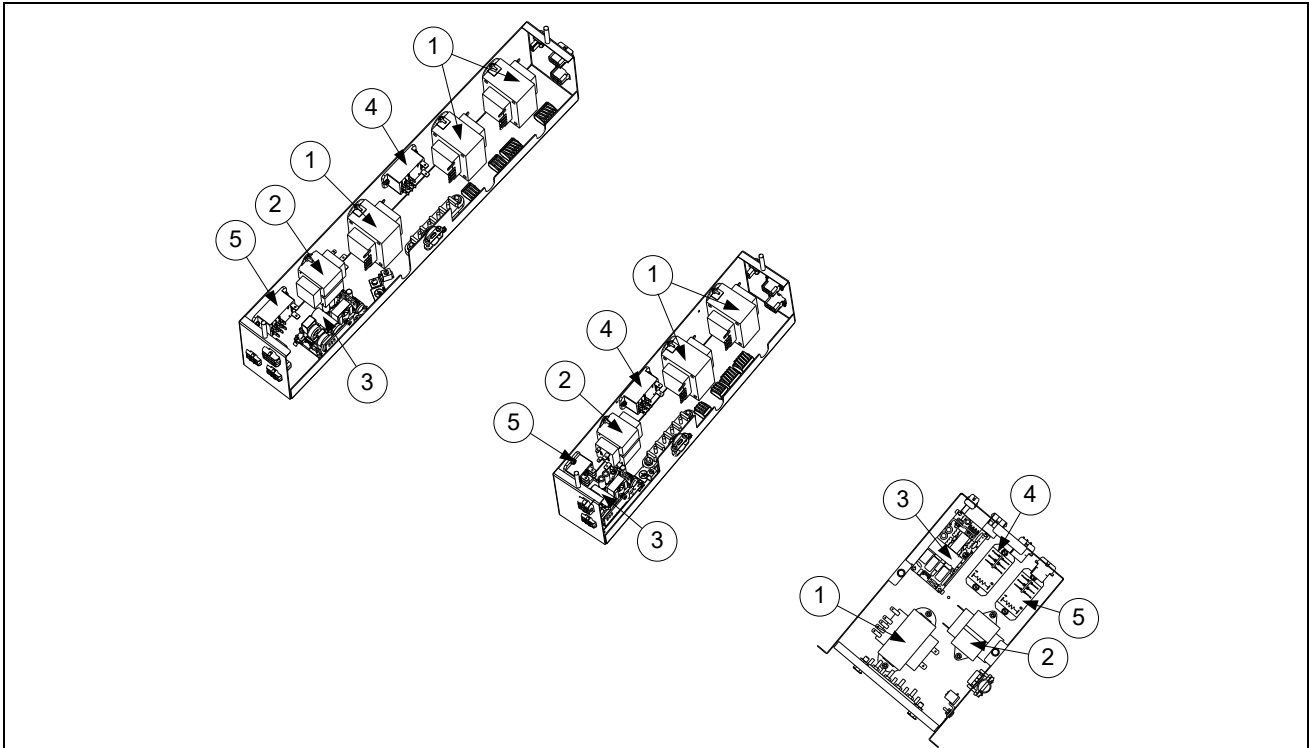
Component Boxes and Associated Components



ITEM	PART #	COMPONENT
1	Control Section	Controller
2	8075991	Module, Ignition Fenwal STP W/ Alarm
3	Board Section	Smart Interface Board
4	Board Section	Filter Interface Board See Board Section
5	Board Section	KCCM/SUI Board
6	8075570	Fuse 3.5A 250v
7	Board Section	Time Delay Board 3.5 Seconds
8	Board Section	Valve Interface Board (Under Frypot)
*	Cable Section	Cable
*	Terminator Section	Terminator Section

* Not illustrated.

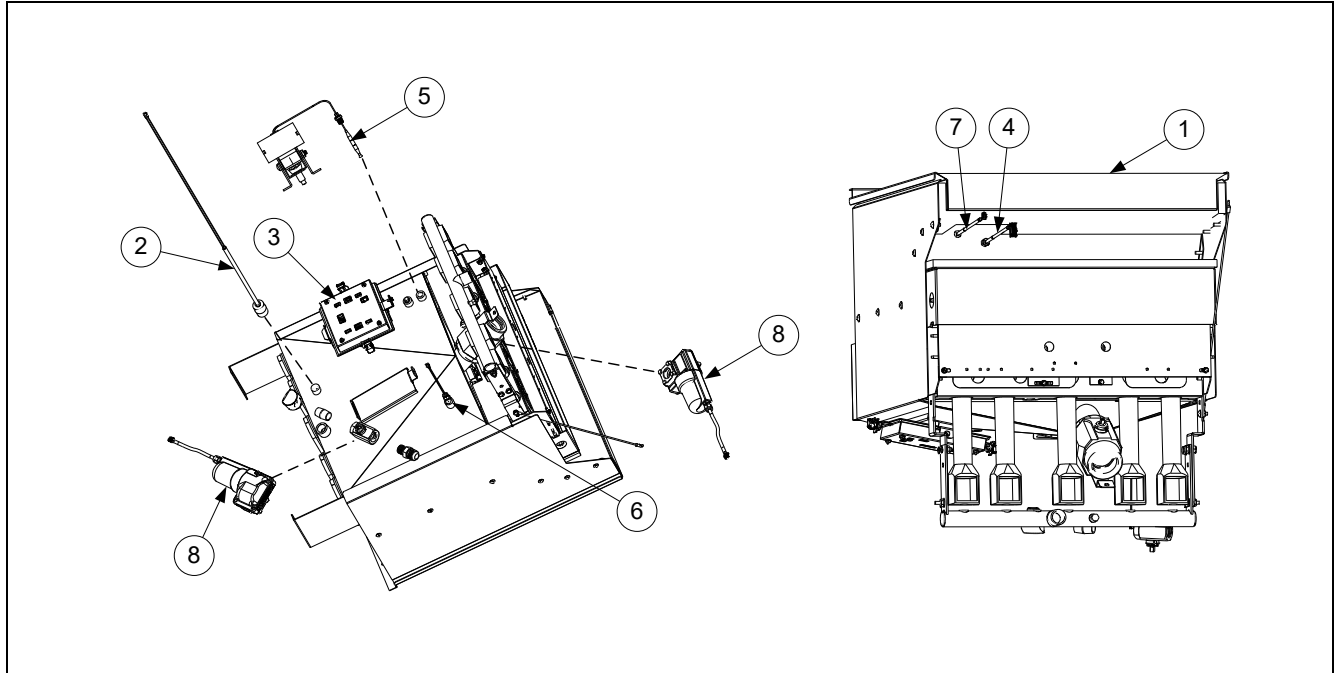
Transformer Boxes



FQG60T

ITEM	PART #	COMPONENT
1	8075362	Transformer, 115-240v 80va 24VAC
2	8070800	Transformer, 120v/24v 50va Filter
3	PWR SECTION	24VDC Power Supply
4	8075802	Relay, DPDT 30a 120VAC (Control Power Reset Button)
5	8074482	Relay, DPDT 30a 24VDC (Filter Pump)

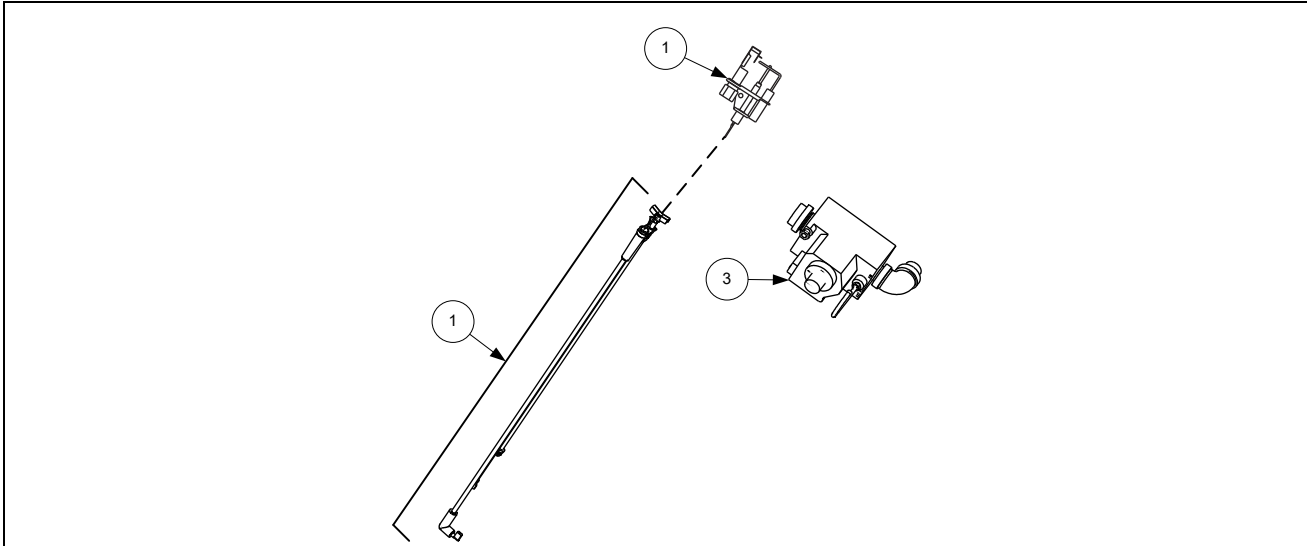
Frypot Assemblies



ITEM	PART #	COMPONENT
1	1087162SP	Frypot Assembly (1FQG60T)
	1087446SP	Frypot Assembly (2FQG60T, 3FQG60T)
2	8263643	Switch Assy, Float
3	1087514SP	Valve Interface Board Assembly
4	Probe Section	Probe, VIB (Auto Filtration) RTD Kit (<i>Attaches To Harness 8076434</i>)
5	8073680	Hi-Limit, 450F W/Manual Reset
6	Probe Section	Temperature Probe
7	Probe Section	Automatic Top Off Probe
8	Actuator Section	Valve Actuator (Blue)

FQG60T

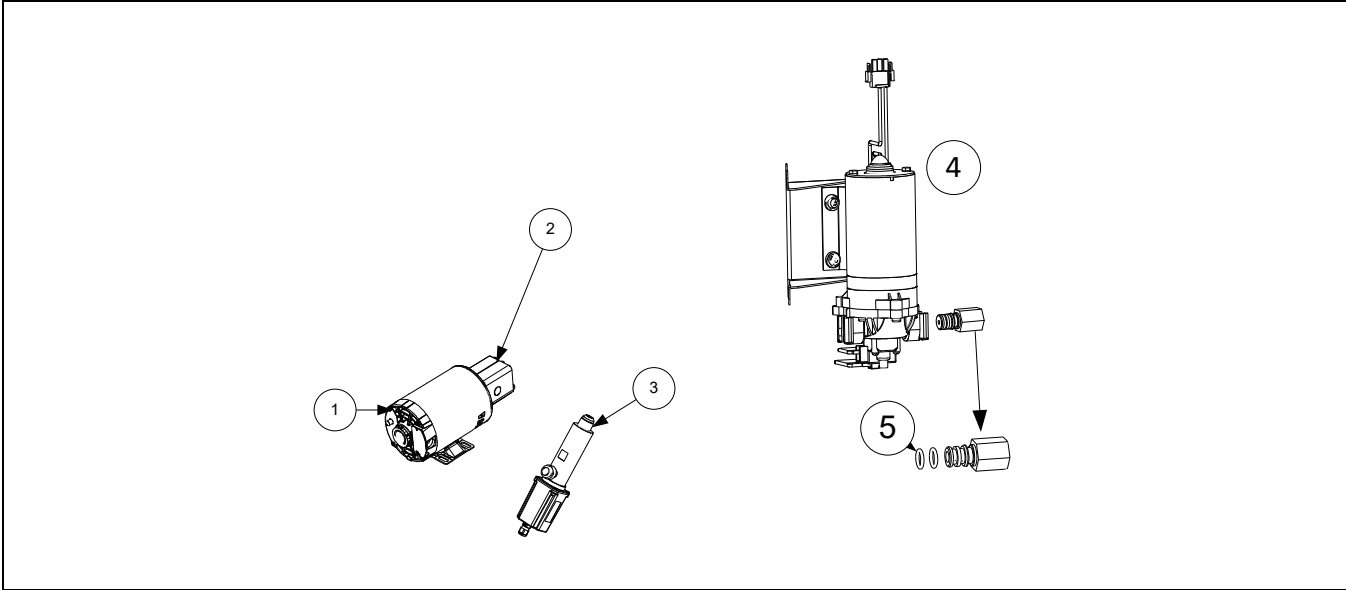
Gas Supply and Combustion System Components



ITEM	PART #	COMPONENT
√ 1		Pilot Assemblies
	1086951SP	Natural Gas (G20, G25) Electronic Ignition Includes Ignition Cable Non-Ce
	1061128SP	Propane (LP) (G30, G31) Electronic Ignition Includes Ignition Cable Non-Ce
*	1067535SP	Cable Assy, Ignition Dean
*	8074375	Connector, 90 Rajah
	8074384	Cable, Ignition Dean
*	1081650SP	Pilot Assy, NAT FP-TCF IGN (Includes Flame Sensor)
	1081651SP	Pilot Assy, LP FP-TCF IGN (Includes Flame Sensor)
*	8071310	Flame Sensor
3		Valve, Gas
	8073552	Natural Gas (G20, G25) Honeywell
	8073628	Propane Gas (LP) (G30, G31)
		Gas Conversion Kits
	8262937	Conversion Kit, Valve, Natural (G20, G25) To Propane (Lp) (G30, G31)
	8262938	Conversion Kit, Valve, Propane (Lp) (G30, G31) To Natural (G20, G25)

FQG60T

Filter Pump and Accessories



ITEM	PART #	COMPONENT
1,2		Motor And Gasket Kit See Pump Section
3	8263292	Sensor, FilterQuick OQS Replacement
4	Pump Section	Top Off Pump
5	8160782	O-Rings, Viton #11

FQE80U-T

Model: FQE80U-T



1FQE80U-T



2FQE80U-T

Complete Parts Manual can be located at the QR code and link in [BLUE](#) below.



[FilterQuick FQE80T Parts](#)

A large electric 80lb fryer with advanced touchscreen controller.

Unique Physical characteristics:

Large frypot with retractable elements on recessed rotating mount, advanced touchscreen controller, built-in filtration, oil quality sensor, and optional front discharge oil hose.

Where Used:

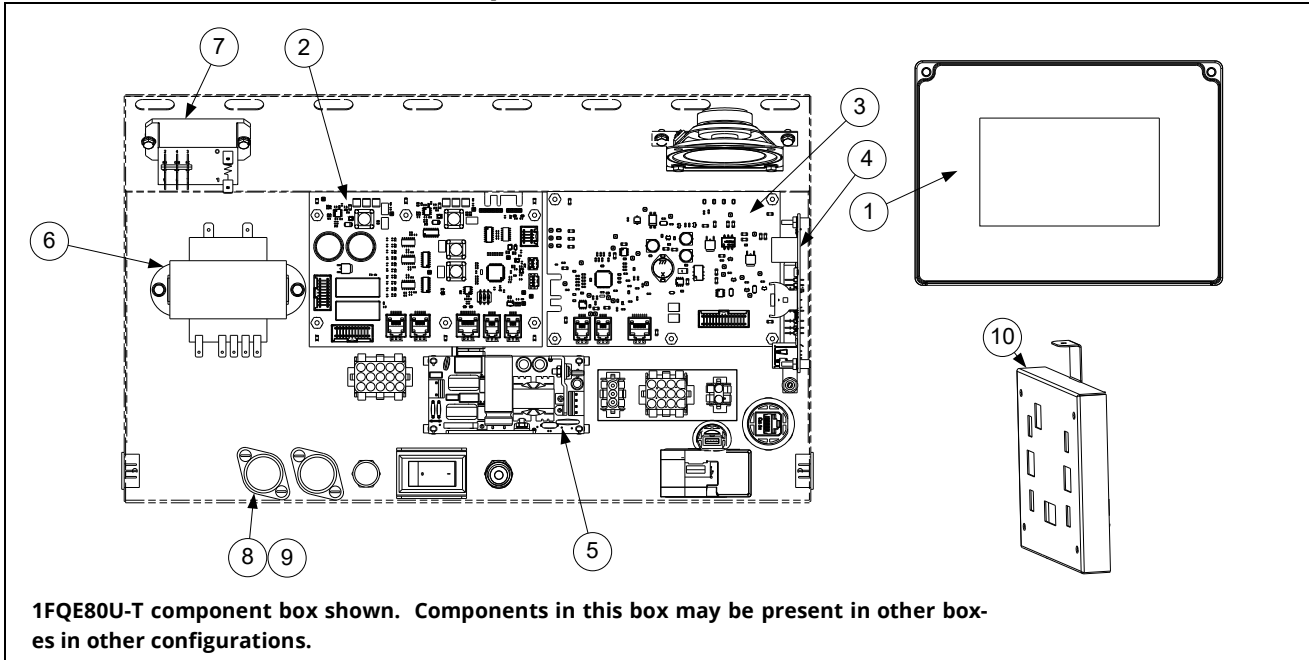
7/11 Convenience Stores, Popeyes, Raising Canes.

Common Model Number:

1FQE80U-T, 2FQE80U-T, 3FQE80U-T

FQE80U-T

Electronics and Electrical Components

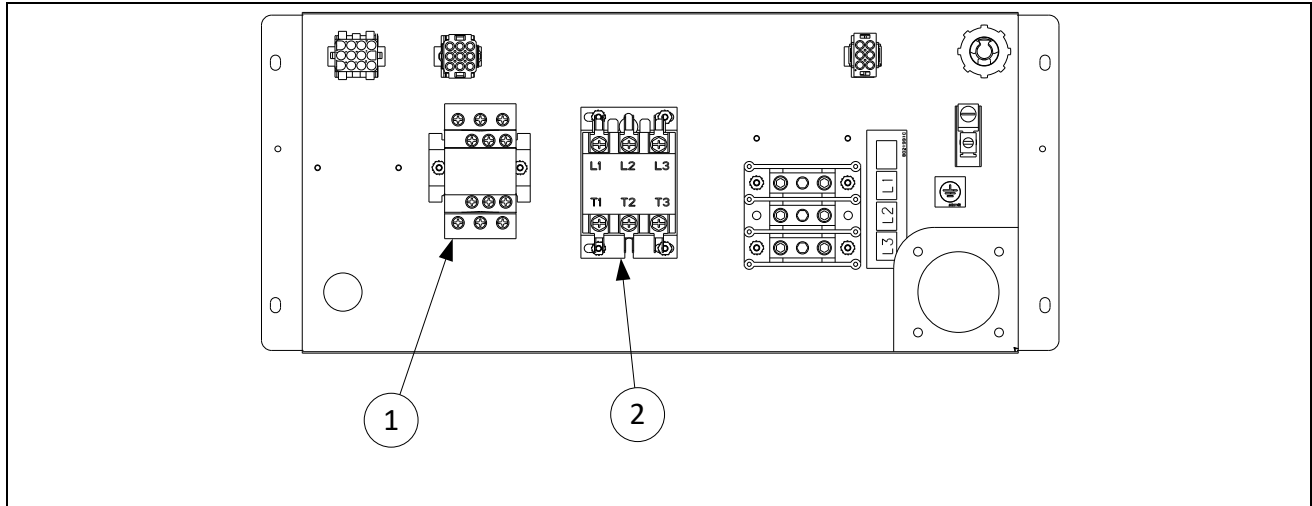


ITEM	PART #	COMPONENT
1	Control Section	Controller Section
2	Board Section	Smart Interface Board
3	Board Section	Filter Interface Board
*	Control Section	See Lanyards In Control Section
4	Board Section	KCCM/SUI Board
5	Pwr Section	24VDC Power Supply
6	8075362	Transformer, 115-240v 80va 24vac (SIB)
7	8074482	Relay, DPDT 30a 24VDC (Filter Pump)
8	8075570	Fuse 3.5a 250v
9	8072278	Fuse, 20 Amp
10	Board Section	Valve Interface Board (Under Frypot)
*	Terminator Section	Can Terminators

* Not illustrated.

FQE80U-T

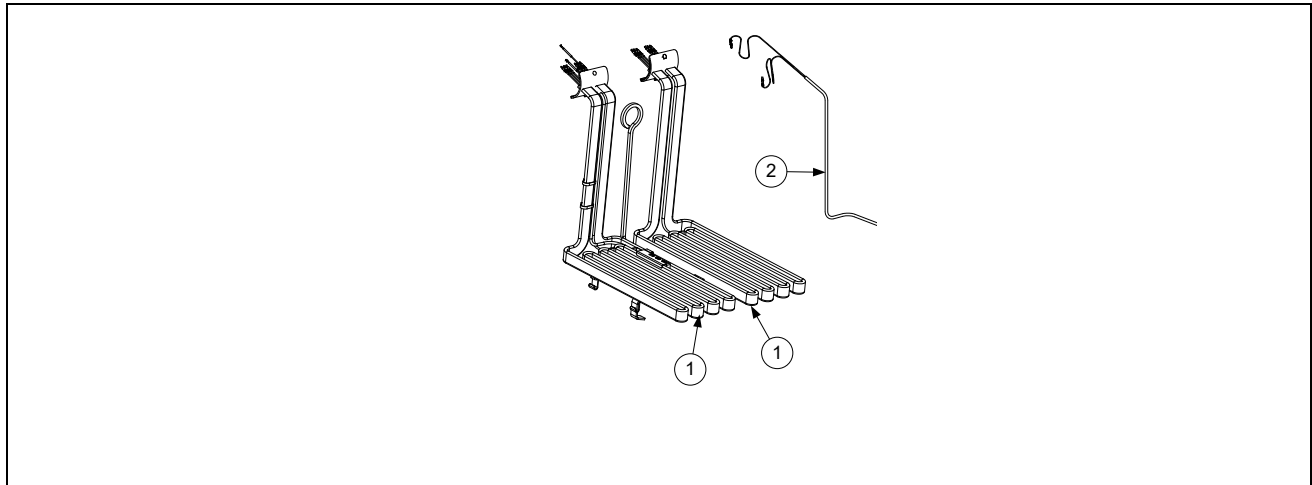
Contactor Box Boxes



ITEM	PART #	COMPONENT
√ 1	8076169	Contactor, 24v Coil 50 Amp Mechanical (Heat)
√ 2	8101202	Contactor, 24v 40 Amp Mechanical (Latch)

* Not illustrated.

Elements

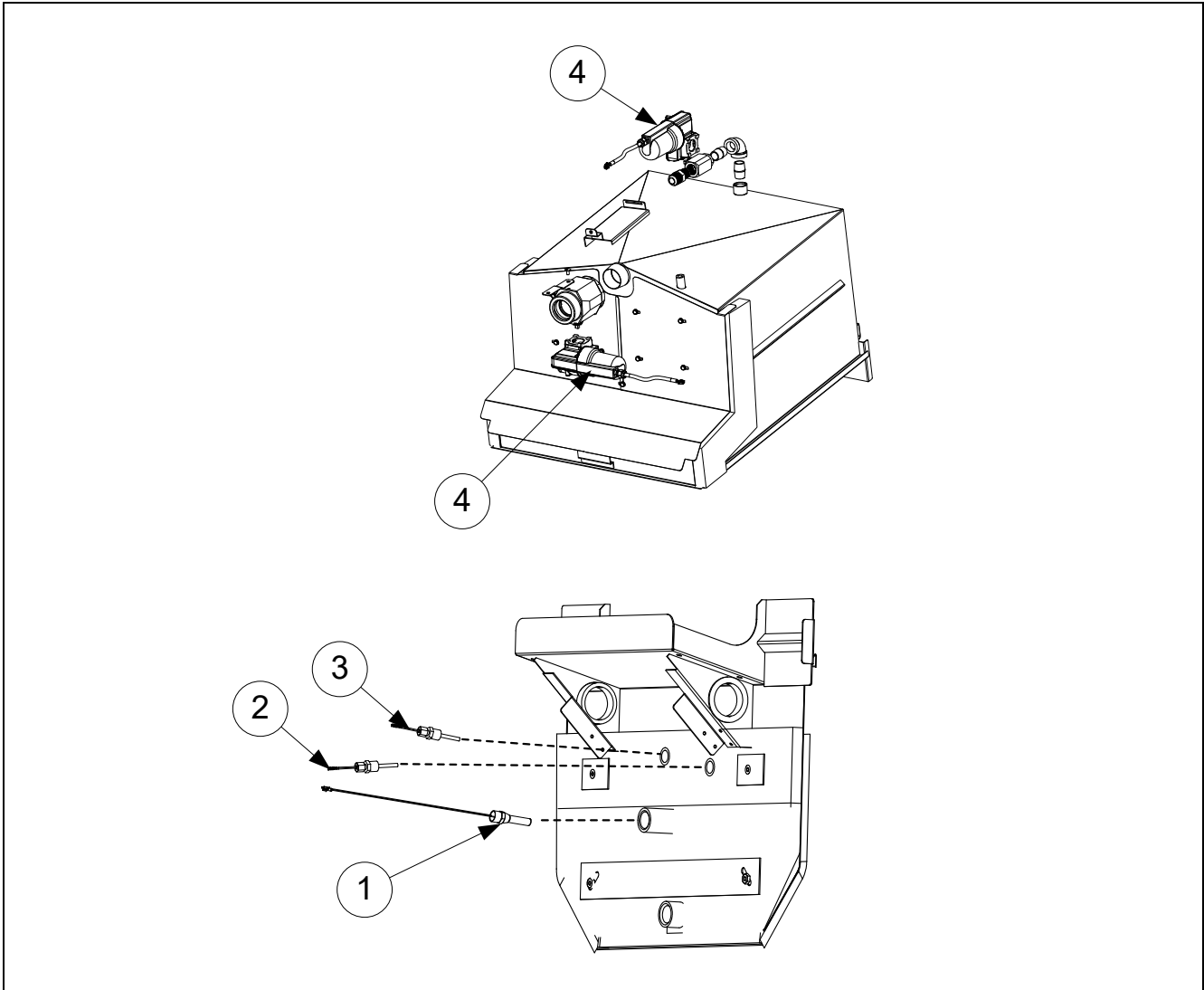


ITEM	PART #	COMPONENT
1		Element Kits – Includes Gaskets, Grommets, Tie Wraps, Screws And Nuts.
	8262557	208v 8.5 Kw
	8262707	230v 8.5 Kw
	8262558	240v 8.5kw
	8263020	480v 8.5kw
2	Probe Section	Probe, Temperature Fqe80 – Includes Tie Wraps And Grommet.
*	8262598	Kit, Tilt Switch
*	8074742	Switch, Long Lever High Temp

*Not illustrated

FQE80U-T

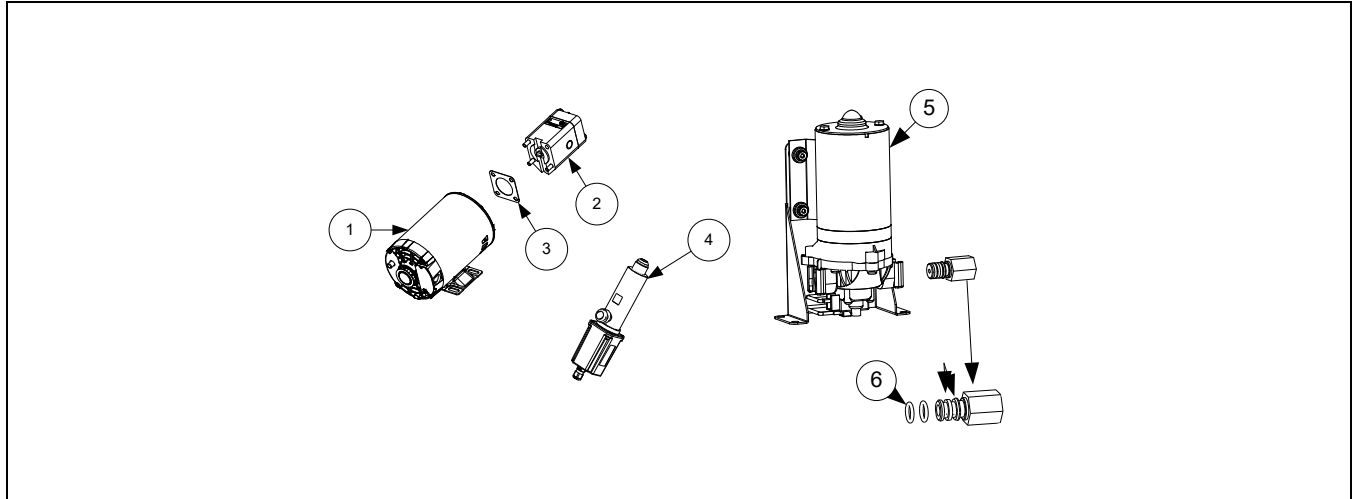
Frypot Components



ITEM	PART #	COMPONENT
1	8262454	Thermostat Assembly, High-Limit Long Standard Full Vat 425°F (218°C) (17kw FV And 14kw FV) (Color Coded Black 8067543)
2	Probe Section	Automatic Top Off Probe
3	Probe Section	Valve Interface Board Probe
4	Actuator Section	Actuator (Black)

FQE80U-T

Filter Pump, Top Off Pump, Oil Sensor and Accessories



ITEM	PART #	COMPONENT
1	Pump Section	FILTER PUMP
3	8160093	GASKET, PUMP/MOTOR
4	8263292	SENSOR, FILTERQUICK OQS REPLACEMENT
5	Pump Section	TOP OFF PUMP
6	8160782	TOP OFF PUMP O-RINGS

FQG80T

Model: FQG80T



2FQG80T

Complete Parts Manual can be located at the QR code and link in [BLUE](#) below.



[FilterQuick FQG80T Parts](#)

A large tube fryer with an advanced touchscreen controller.

Unique Physical Characteristics:

Large capacity, built-in auto filtration, oil quality sensor, and optional front discharge oil hose.

Where Used:

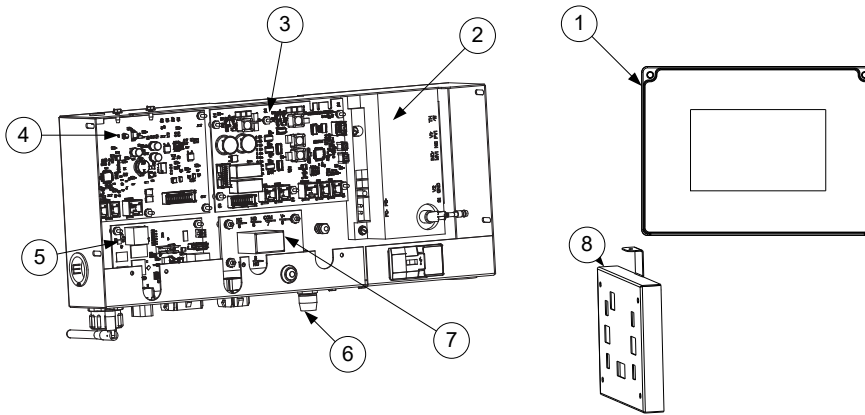
High volume or bone-in chicken restaurants (Raising Canes).

Common Model Numbers:

1FQG80T, 2FQG80T, 3FQG80T

FQG80T

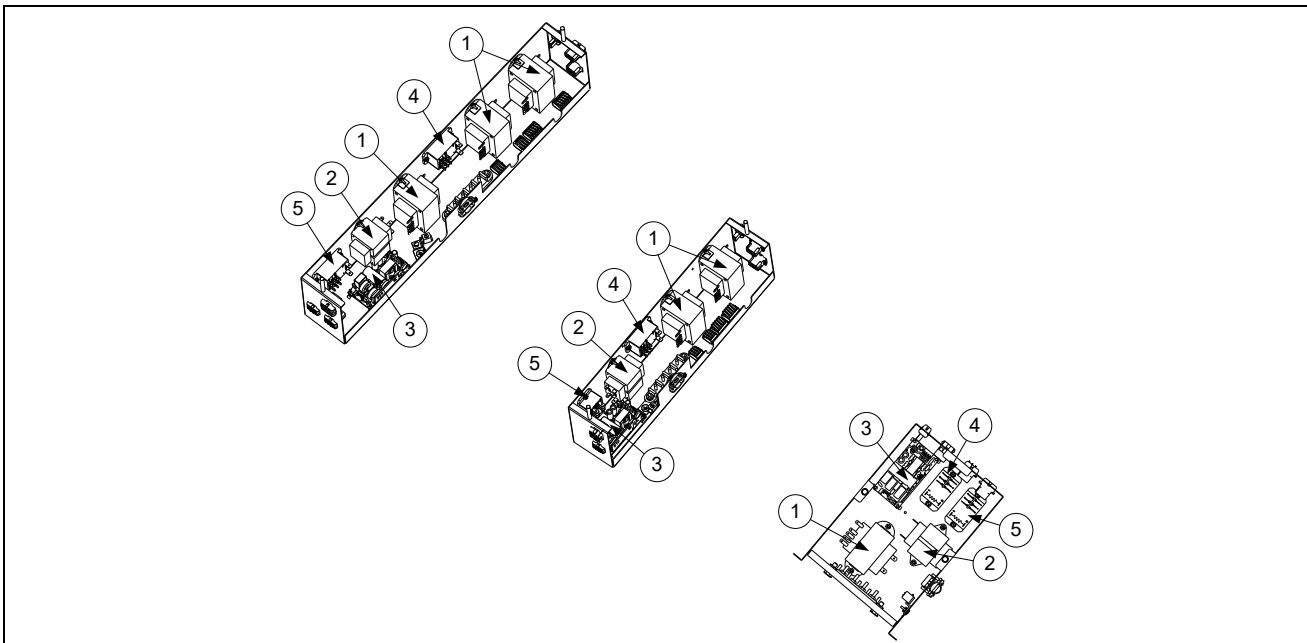
Component Boxes and Associated Components



ITEM	PART #	COMPONENT
1	Control Section	Controller
2	8075991	Module, Ignition Fenwal STP W/ Alarm
3	Board Section	Smart Interface Board
4	Board Section	Filter Interface Board See Board Section
5	Board Section	KCCM/SUI Board
6	8075570	Fuse 3.5A 250v
7	Board Section	Time Delay Board 3.5 Seconds
8	Board Section	Valve Interface Board (Under Frypot)
*	Cable Section	Cable
*	Terminator Section	Terminator Section

* Not illustrated.

Transformer Boxes

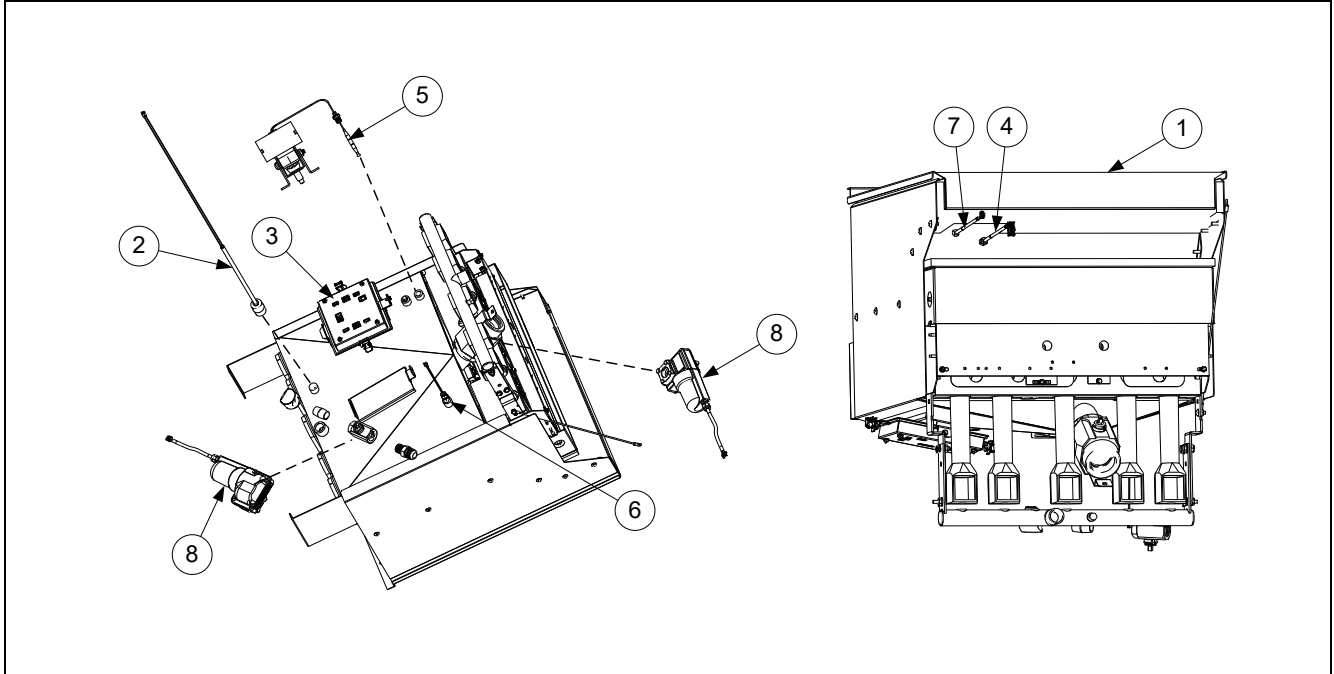


ITEM	PART #	COMPONENT
1	8075362	Transformer, 115-240v 80va 24VAC
2	8070800	Transformer, 120v/24v 50va Filter

FQG80T

ITEM	PART #	COMPONENT
3	PWR SECTION	24VDC Power Supply
4	8075802	Relay, DPDT 30a 120VAC (Control Power Reset Button)
5	8074482	Relay, DPDT 30a 24VDC (Filter Pump)

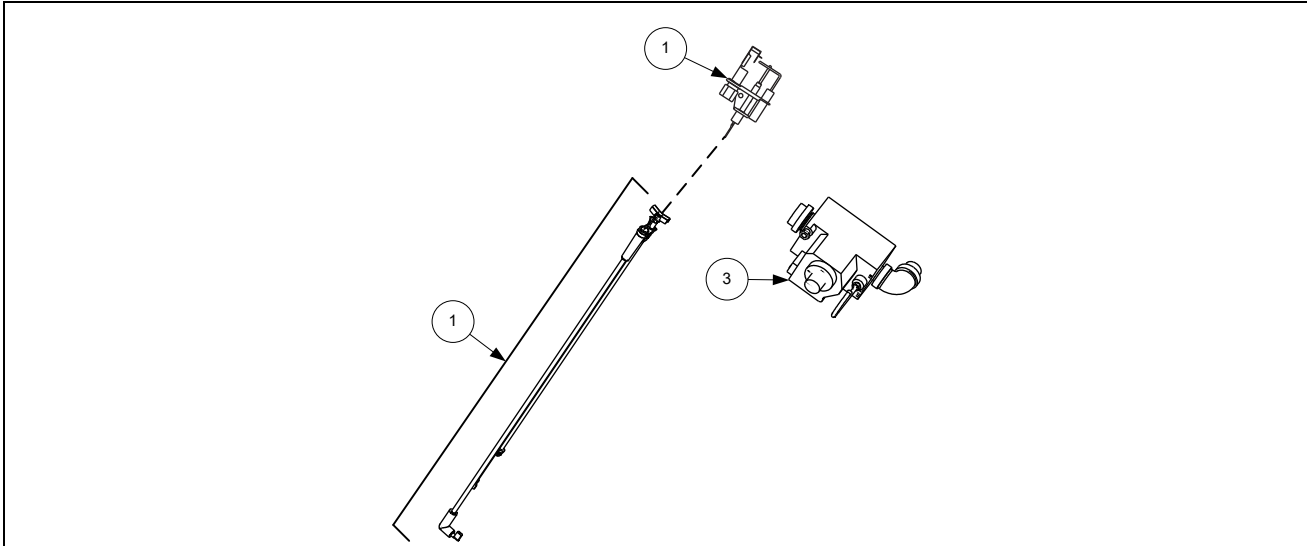
Frypot Assemblies



ITEM	PART #	COMPONENT
1	130000847	Frypot Assembly (1FQG80T)
	130000739	Frypot Assembly (2FQG80T, 3FQG80T)
2	8263643	Switch Assy, Float
3	1087514SP	Valve Interface Board Assembly
4	Probe Section	Probe, VIB (Auto Filtration) RTD Kit (<i>Attaches To Harness 8076434</i>)
5	8073680	Hi-Limit, 450F W/Manual Reset
6	Probe Section	Temperature Probe
7	Probe Section	Automatic Top Off Probe
8	Actuator Section	Valve Actuator (Blue)

FQG80T

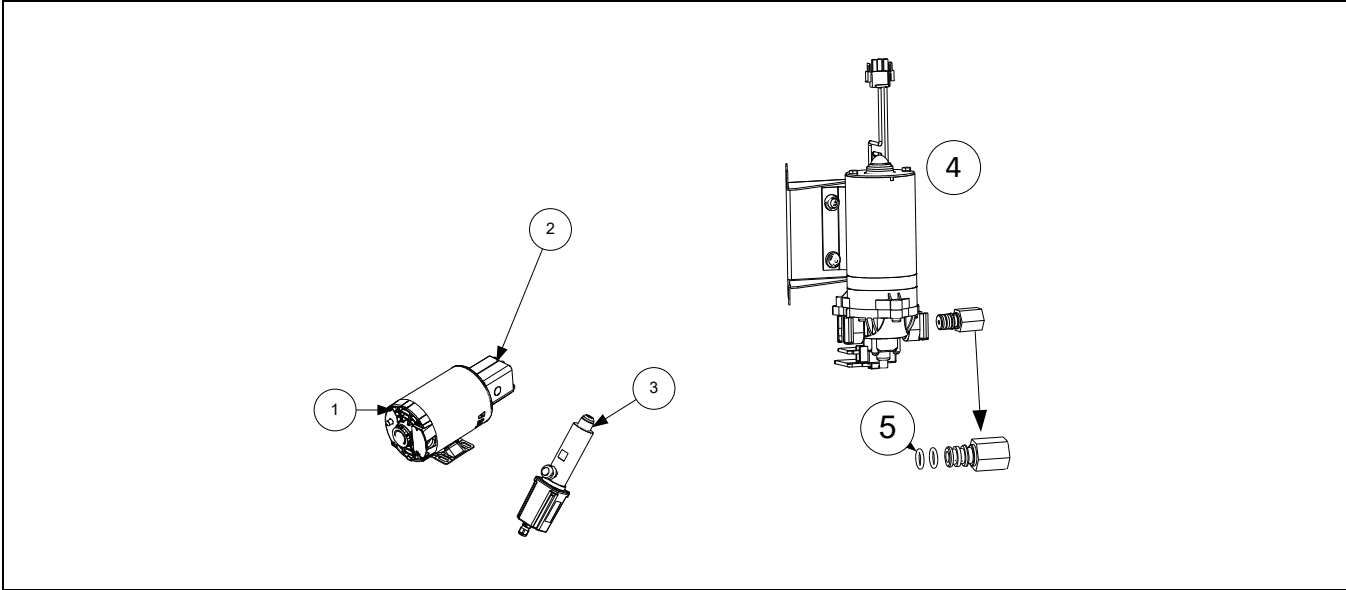
Gas Supply and Combustion System Components



ITEM	PART #	COMPONENT
√ 1		Pilot Assemblies
	1086951SP	Natural Gas (G20, G25) Electronic Ignition Includes Ignition Cable Non-CE
	1061128SP	Propane (LP) (G30, G31) Electronic Ignition Includes Ignition Cable Non-CE
*	1067535SP	Cable Assy, Ignition Dean
*	8074375	Connector, 90 Rajah
	8074384	Cable, Ignition Dean
*	1081650SP	Pilot Assy, NAT FP-TCF IGN (Includes Flame Sensor)
	1081651SP	Pilot Assy, LP FP-TCF IGN (Includes Flame Sensor)
*	8071310	Flame Sensor
3		Valve, Gas
	8073552	Natural Gas (G20, G25) Honeywell
	8073628	Propane Gas (LP) (G30, G31)
		Gas Conversion Kits
	8262937	Conversion Kit, Valve, Natural (G20, G25) To Propane (Lp) (G30, G31)
	8262938	Conversion Kit, Valve, Propane (Lp) (G30, G31) To Natural (G20, G25)

FQG80T

Filter Pump and Accessories



ITEM	PART #	COMPONENT
1,2		Motor And Gasket Kit See Pump Section
3	8263292	Sensor, FilterQuick OQS Replacement
4	Pump Section	Top Off Pump
5	8160782	O-Rings, Viton #11

FQG100T/FQG120T

Model: FQG100T,
FQG120T



3FQG120T

Complete Parts Manual can be located at the QR code and link in [BLUE](#) below.



[FilterQuick FQG100T/120T Parts](#)

A large tube fryer with an advanced touchscreen controller.

Unique Physical Characteristics:

Large capacity, auto filtration, oil quality sensor, and optional front discharge oil hose..

Where Used:

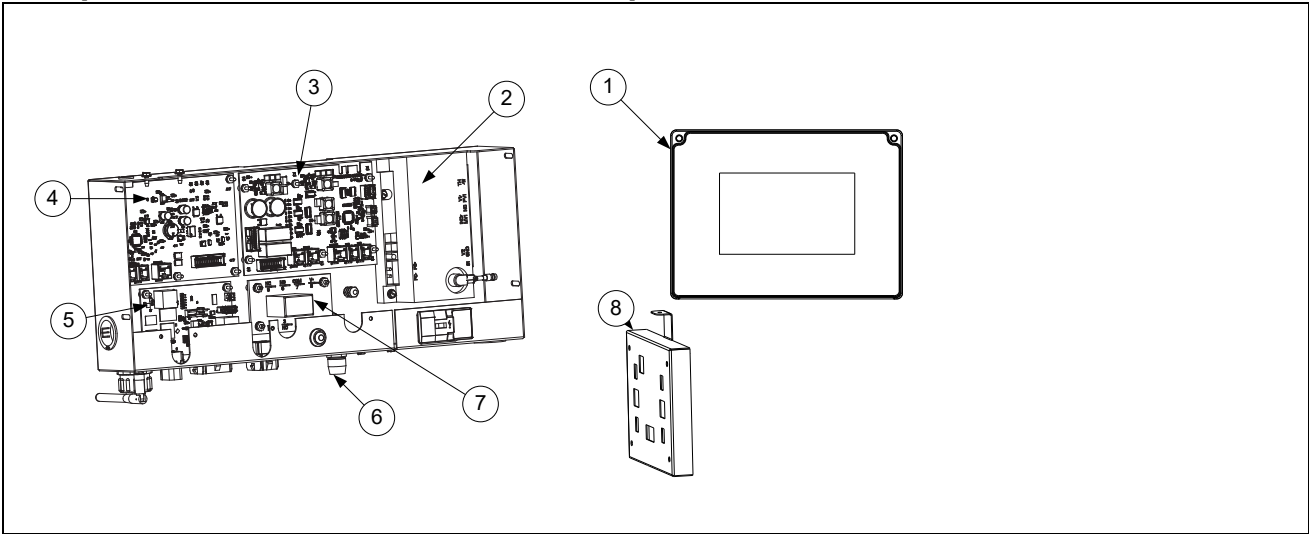
High volume or bone-in chicken restaurants. (Popeye's)

Common Model Numbers:

2FQG100T, 2FQG120T, 3FQG100T, 3FQG120T

FQG100T/FQG120T

Component Boxes and Associated Components



ITEM	PART #	COMPONENT
1	Control Section	Controller
2	8075991	Module, Ignition Fenwal STP W/ Alarm
3	Board Section	Smart Interface Board
4	Board Section	Filter Interface Board See Board Section
5	Board Section	KCCM/SUI Board
6	8075570	Fuse 3.5A 250v
7	Board Section	Time Delay Board 3.5 Seconds
8	Board Section	Valve Interface Board (Under Frypot)
*	Cable Section	Cable
*	Terminator Section	Terminator Section

* Not illustrated.

Transformer Boxes

Coming Soon

ITEM	PART #	COMPONENT
1		
2		
3		
4		
5		

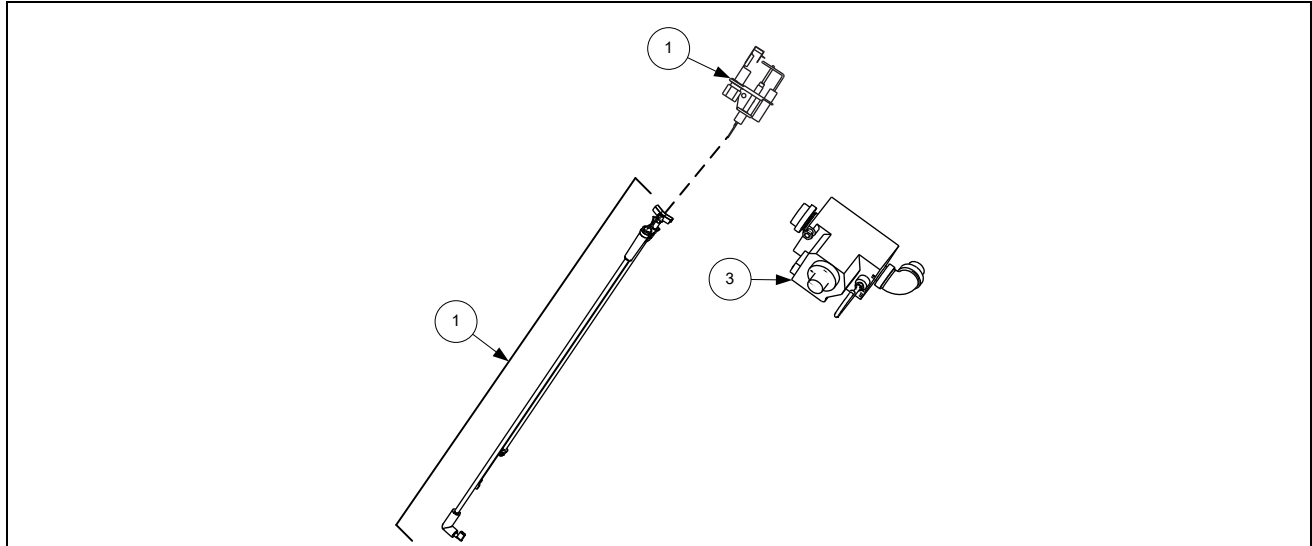
Frypot Assemblies

Coming Soon

ITEM	PART #	COMPONENT
1		
2		
3		
4		
5		
6		
7		
?		
8		

FQG100T/FQG120T

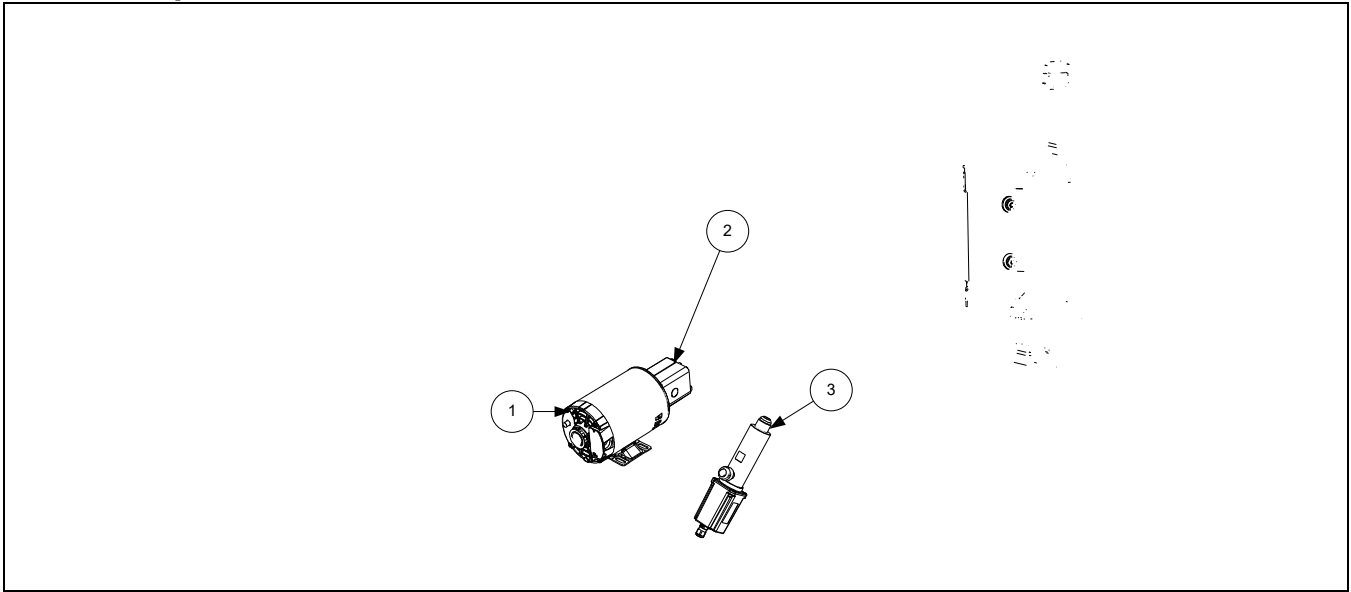
Gas Supply and Combustion System Components



ITEM	PART #	COMPONENT
√ 1		Pilot Assemblies
	1086951SP	Natural Gas (G20, G25) Electronic Ignition Includes Ignition Cable Non-CE
	1061128SP	Propane (LP)/ Butane (BU) (G30, G31) Electronic Ignition Includes Ignition Cable Non-CE
*	1067535SP	Cable Assy, Ignition Dean
*	8074375	Connector, 90 Rajah
	8074384	Cable, Ignition Dean
*	1081650SP	Pilot Assy, NAT FP-TCF IGN (Includes Flame Sensor)
	1081651SP	Pilot Assy, LP/BU FP-TCF IGN (Includes Flame Sensor)
*	8071310	Flame Sensor
3		Valve, Gas
	8073552	Natural Gas (G20, G25) Honeywell
	8073628	Propane Gas (LP) (G30, G31)
		Gas Conversion Kits
	8262937	Conversion Kit, Valve, Natural (G20, G25) To Propane (LP) (G30, G31)
	8262938	Conversion Kit, Valve, Propane (LP) (G30, G31) To Natural (G20, G25)

FQG100T/FQG120T

Filter Pump and Accessories



ITEM	PART #	COMPONENT
1,2		Motor And Gasket Kit
	Pump Section	See Pump Section
3	8263292	Sensor, FilterQuick OQS Replacement

BIELA14T

Model: BIELA14T



BIELA314T

Complete Parts Manual can be located at the QR code and link in [BLUE](#) below.



[BIELA14T Electric Parts](#)

This is an update of the familiar McDonald's LOV fryer. It has an advanced touchscreen controller and new circuit boards.

Unique Physical Characteristics:

- Touchscreen controller, new interface board. It doesn't have an MIB board. It has an FIB board that replaced the ATO & MIB board. The FIB board controls all filter and top off functions. The AIF board in the previous LOV fryers was replaced by the VIB board.

Where Used:

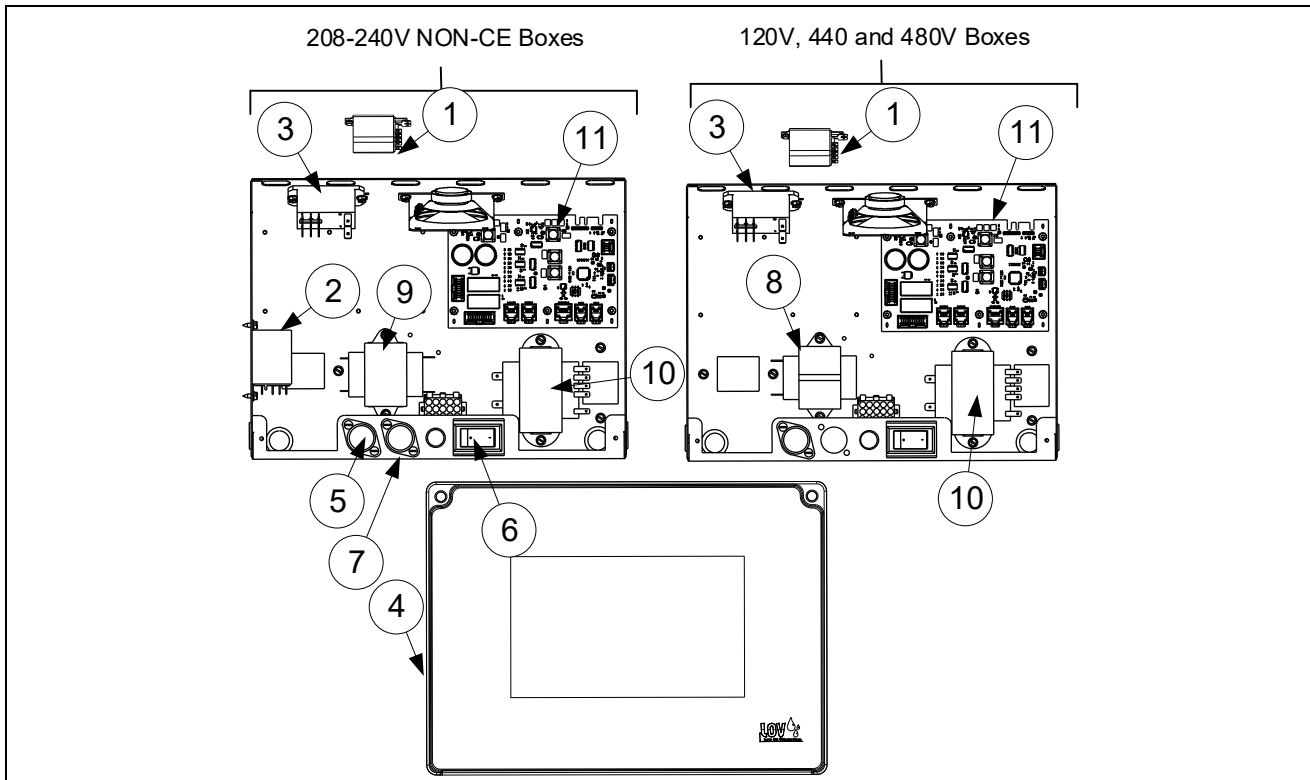
- McDonald's

Common Model Numbers:

- BIELA214T, BIELA314T, BIELA314T, BIELA414T

BIELA14T

Component Boxes



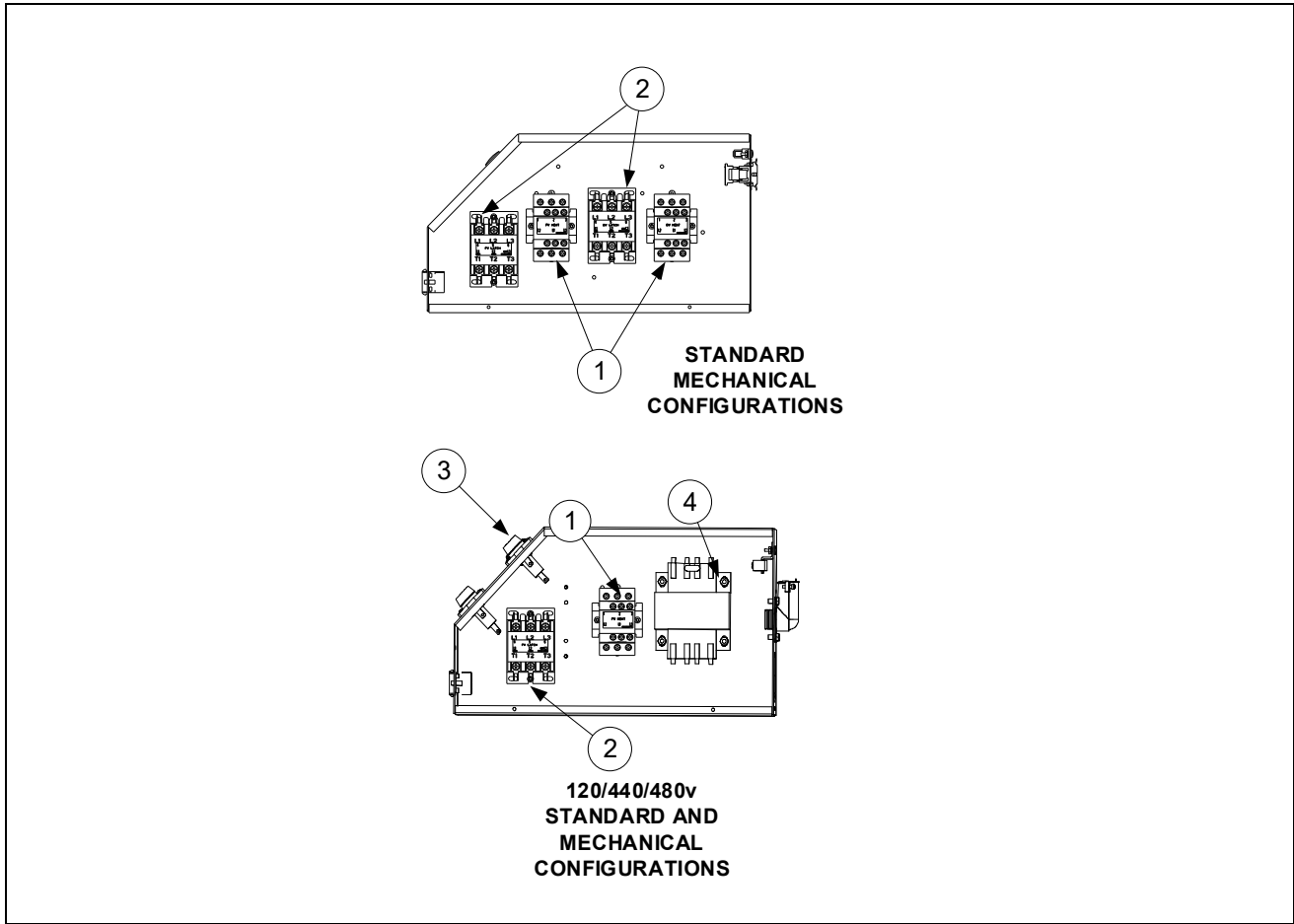
ITEM	PART #	COMPONENT
1	8074346	Relay, DPDT 20A 120V (<i>used for control power reset in right hand boxes</i>)
2	8074346	Relay, 120V DPDT 20A (<i>used in Canadian models only</i>)
3	8074482	Relay, Filter 2 Pole 30A DPDT 24VDC
4	Control Section	Controller and Lanyard
5	8072278	Fuse, 20 Amp
6	8074036	Switch, Power
7	8075570	Fuse, 3.5 AMP 250V Fast Acting
8	8070800	Transformer, 100-120V/24V 50VA Filter
9	8070680	Transformer, 208/240V/24V 43VA Filter (Non-CE)
10	8075362	Transformer, 115-240V/24V 80VA
11	Board Section	Board, Interface SIB (Smart Interface Board)
*	8074678	Switch, Momentary JIB Reset (<i>resets ATO; located above JIB/BIB</i>)
*	8072659	Switch, Momentary (<i>resets control power; located below left component box</i>)
*	Cable Section	Cable
*	Terminator Section	Terminator

* Not illustrated.

√ Recommended parts.

BIELA14T

Contactor Boxes

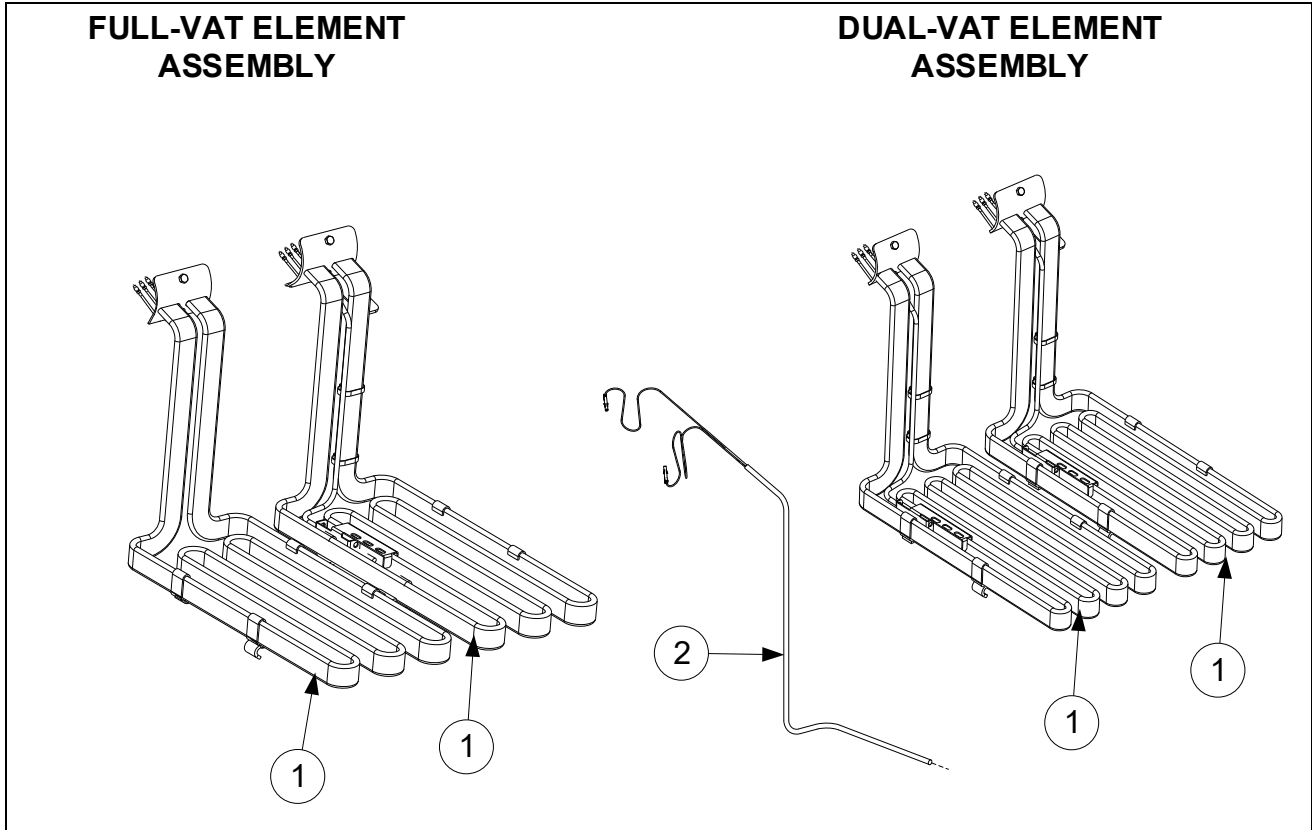


ITEM	PART #	COMPONENT
1	8263417	Contactor, 24V 50 Amp TESS LC1D32B7 (Heat)
2	8101202	Contactor, 24V 40 Amp (Latch)
3	8071683	Relay, Hood 12VDC
*	8072278	Fuse, 20 Amp
4	8070064	Transformer, 480V/120V 150VA
*	8070012	Relay, Tilt Switch 18 Amp 1/3 HP 24 V Coil

* Not illustrated.

BIELA14T

Heating Element Assemblies

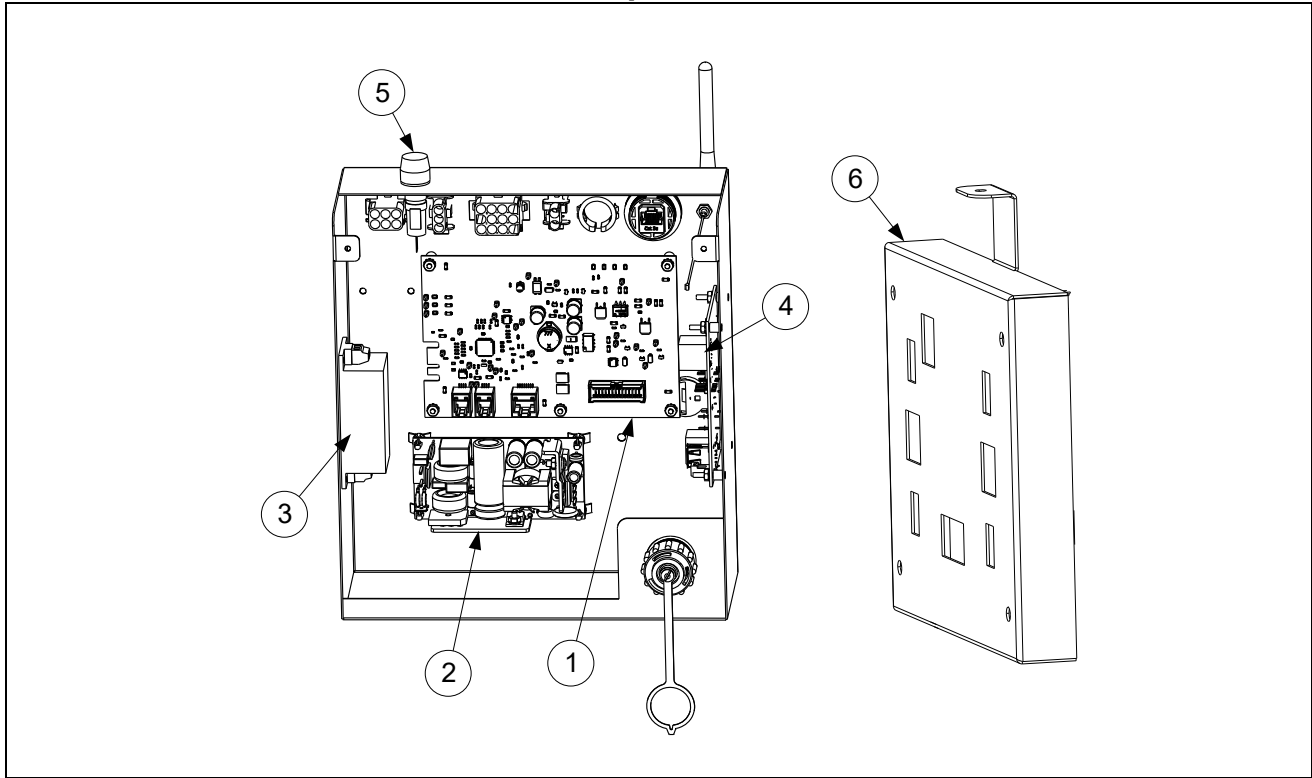


ITEM	PART #	COMPONENT
1		Element
	8262198	200V 7.0 kW (220V 8.5kW used in some export 3-phase 4-wire WYE units)
	8262192	208V 7.0 kW
	8262200	220V 7.0 kW (240V 8.5kW used in some export 3-phase 4-wire WYE units)
	8262193	230V 7.0 kW
	8262199	230V 8.5 kW
	8262194	240V 7.0 kW
	8262196	480V 7.0 kW
2	Probe Section	Temp Probe
*	8262598	Kit, Tilt Switch
*	8074742	Switch, Long Lever High Temp

* Not illustrated.

BIELA14T

Filtration Interface Board Filter and Top Off Box, Valve Interface Board

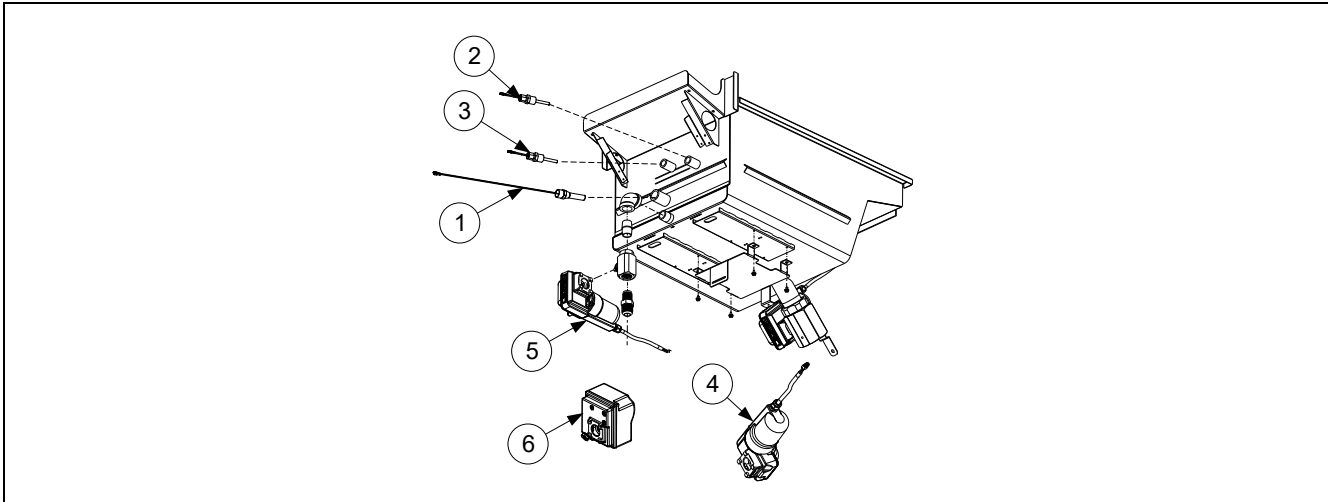


ITEM	PART #	COMPONENT
1	Board Section	Smart interface Board
2	PWR Section	Power Supply, 24VDC 130W ATO, Actuators, Filter Pump, Top Off Pump
3	PWR Section	Power Supply, 24VDC, 15W for KCCM SUI board
4	Board Section	KCCM/SUI
5	8075570	Fuse, 250VAC 3.5A Fast Acting
6	Board Section	Valve Interface Board
*	Terminal Section	Terminator
*	Cable Section	Cable

* Not illustrated

BIELA14T

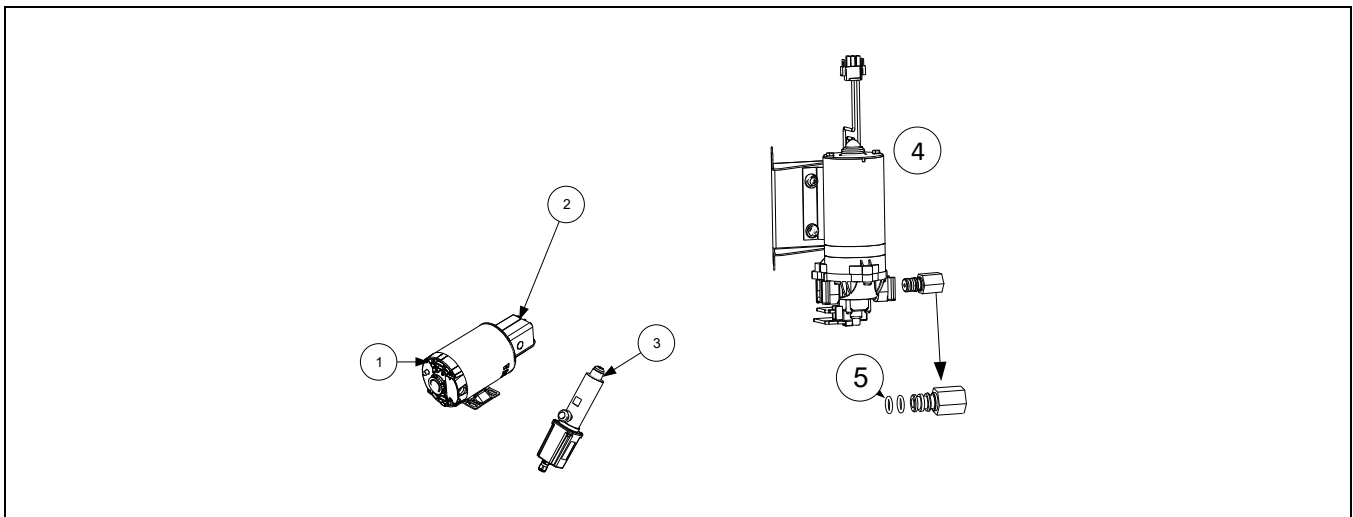
Frypot Associated Parts



ITEM	PART #	COMPONENT
✓ 1		Thermostat Assembly, High-Limit Long Standard
	8262454	Non-CE Full Vat 425°F (218°C) (17kW FV and 14kW FV) (Color Coded Black 8067543)
	8262456	Non-CE Dual Vat 435°F (224°C) (22kW, 17kW DV and 14 kW DV) (Color Coded Red 8068035)
✓ 2	Probe Section	Probe, VIB (Auto Filtration) RTD Kit
✓ 3	Probe Section	Probe, ATO (Topoff) RTD Kit
✓ 4	Actuator Section	Rotary Actuator (BLUE)
✓ 5	Actuator Section	Rotary Actuator (BLACK)
✓ 6	Actuator Section	Rotary Actuator (GRAY/SILVER SQUARE)

✓ Recommended parts.

Filter Pump and Accessories



ITEM	PART #	COMPONENT
1,2		Motor And Gasket Kit
	Pump Section	See Pump Section
3	8263292	Sensor, OQS Replacement
4	Pump Section	Top Off Pump
5	8160782	O-Rings, Viton #11

BIGLA30T

Model: BIGLA30T



BIGLA330T

Complete Parts Manual can be located at the QR code and link in [BLUE](#) below.



[BIGLA30T Electric Parts](#)

The BIGLA30T introduces an advanced touchscreen controller and new circuit boards to the 30-pound McDonald's LOV platform.

Unique Physical Characteristics:

- Touchscreen controller, new interface board. It doesn't have an MIB board. It has an FIB board that replaced the ATO & MIB board. The FIB board controls all filter and top off functions. The AIF board in the previous LOV fryers was replaced by the VIB board.

Where Used:

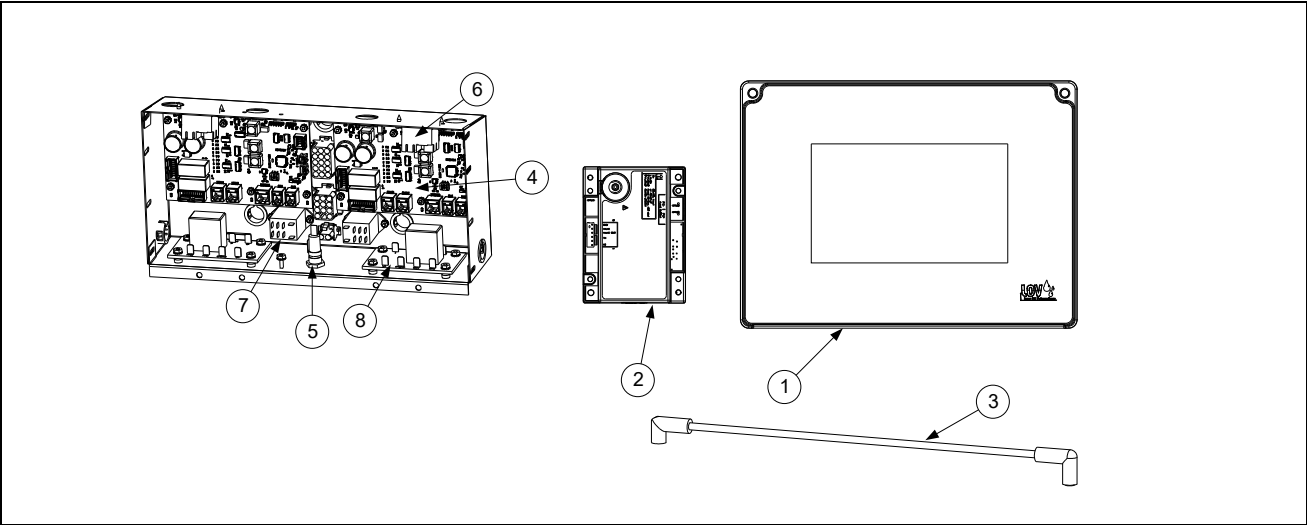
McDonald's

Common Model Numbers:

BIGLA230T, BIGLA330T, BIGLA430T

BIGLA30T

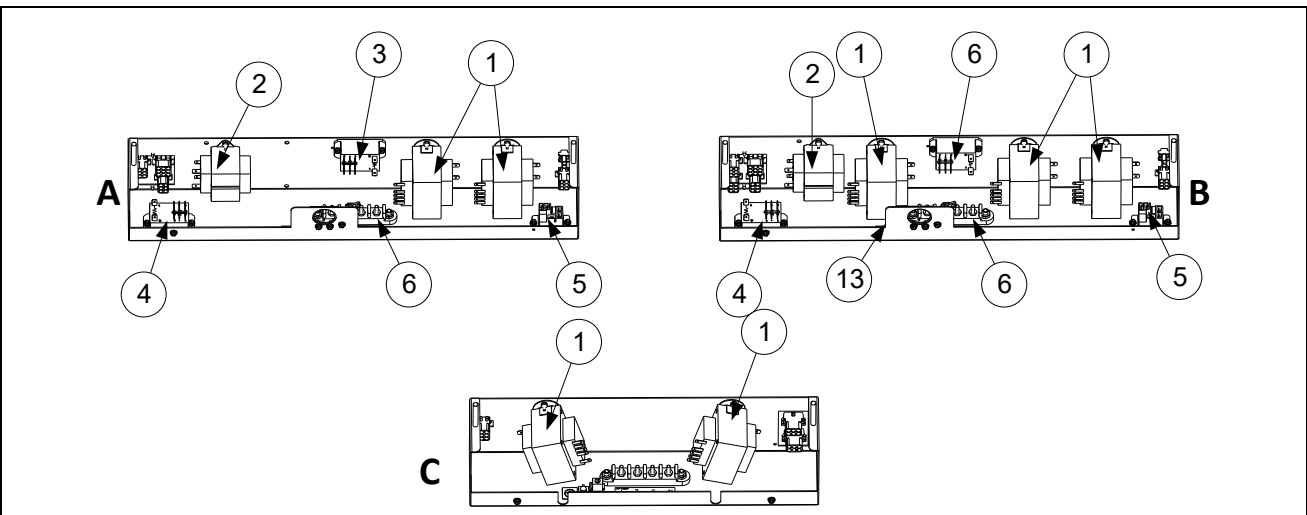
Component Boxes and Associated Components



ITEM	PART #	COMPONENT
1	Controller Section	Controller
2	8075949	Module, Ignition Single Spark Fenwal
3	Cable Section	Ignition Cable
4	Board Section	Smart Interface Board
5	8075570	Fuse 3.5A 250V
6	8071683	Relay, Blower 12VDC
	8074812	Relay Board, 7-second Time Delay 120V (<i>U.S., Canadian and Mexico units</i>)
7	8075623	Relay, 24VDC SPDT OIB (Oil Is Back) Sensor
*	8104320	Lanyard, Controller Restraint
8	Board Section	Time Delay Board, 3.5 Seconds

* Not illustrated.

Transformer Boxes



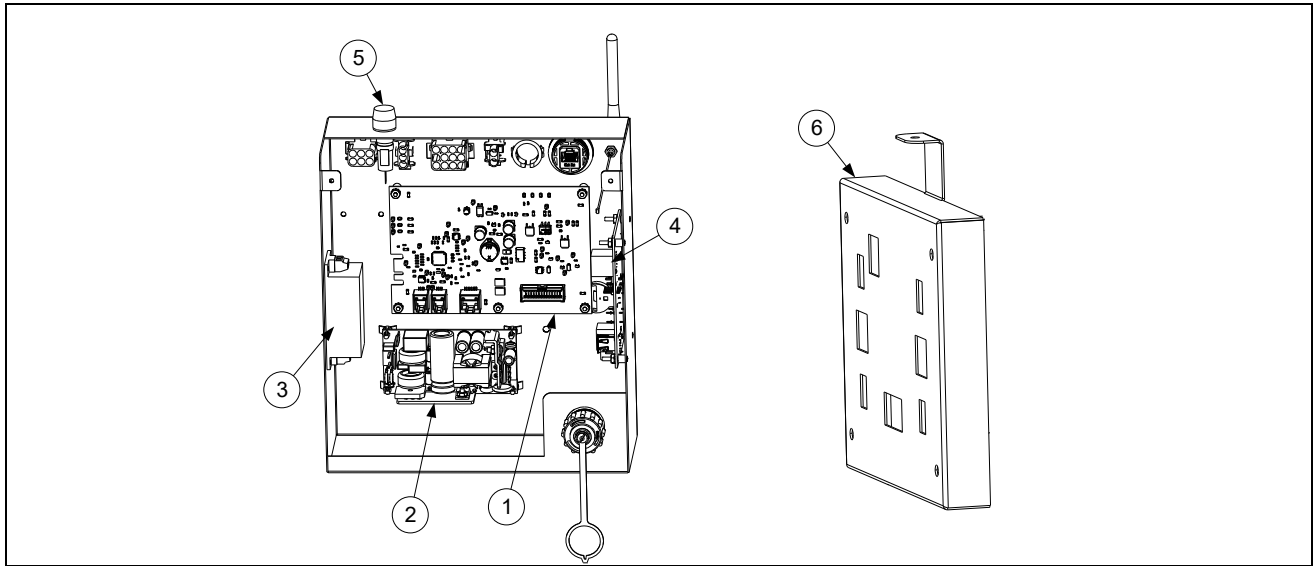
ITEM	PART #	COMPONENT
1	8075362	Transformer, 115-240V 80VA 24VAC
2	8070800	Transformer, 120V/24V 50VA Filter
*	8072180	Transformer, 120V/24V 50VA Filter
*	8071022	Transformer, 220/240V 75VA

BIGLA30T

ITEM	PART #	COMPONENT
3	8075802	Relay, DPDT 30A 120VAC (Control Reset Button) <i>(control power reset in domestic units)</i>
4	8074482	Relay, Filter Pump 30A 24VDC DPDT
5	8071683	Relay, Hood 12V DC
6	8076428	Filter, 250V 16A EMI Power Line

* Not illustrated

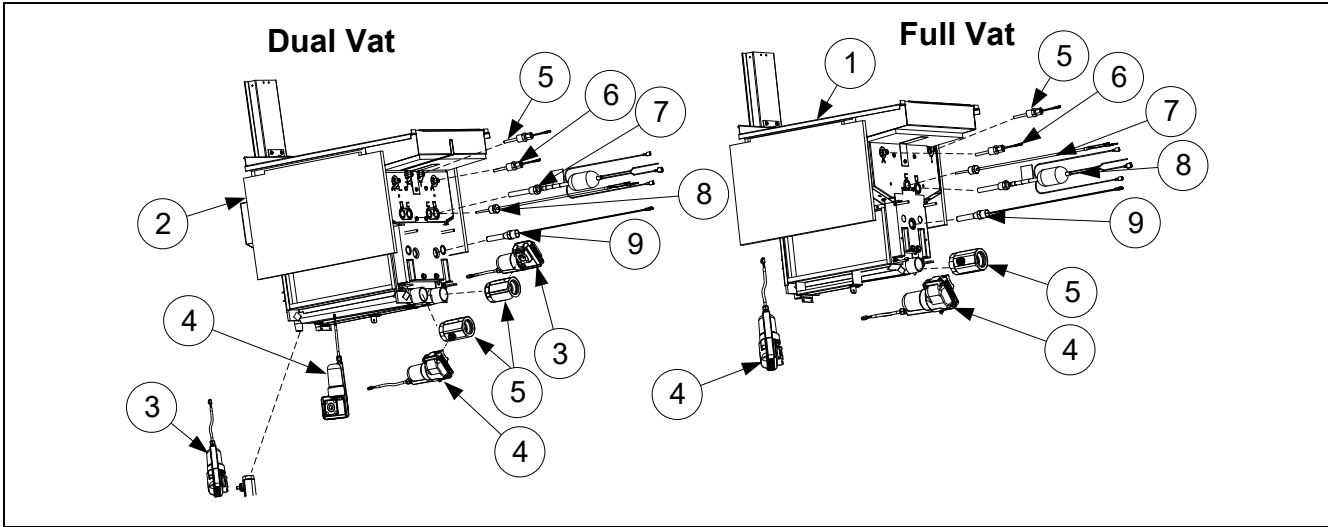
FIB (Filter Interface Board) Auto Top Off / Filter Box Components



ITEM	PART #	COMPONENT
1	Board Section	Board, FIB w/ Software
2	PWR Section	Power Supply, 24VDC 130W ATO, Actuators, Filter Pump, Top Off Pump
3	PWR Section	Power Supply, 24VDC, 15W for KCCM SUI board
4	Board Section	PCB, Assy JLOV KCCM/SUI
5	8075570	Fuse, 250VAC 3.5A Fast Acting
6	Board Section	Valve Interface Board

BIGLA30T

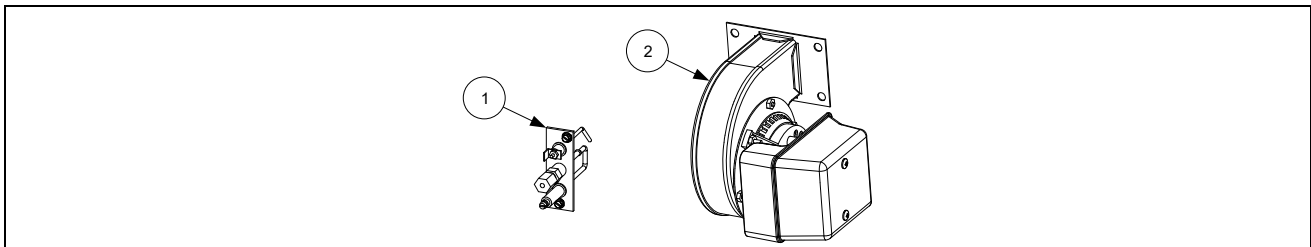
Frypot Assemblies and Associated Parts



ITEM	PART #	COMPONENT
1	1081752SP	Frypot Assembly, Full-Vat Natural/Propane
2	1081753SP	Frypot Assembly, Dual-Vat Natural/Propane
*	8103435	Burner, Universal Replacement LOV™
*	8160900	Insulation, Burner
*	8120706	Insulation, Upper Burner Rail
3	Actuator Section	Actuator (#1) Blue
4	Actuator Section	Actuator (#2) Black
5	Probe Section	Auto Top Off Sensor
6	Probe Section	Valve Interface Board
7	Probe Section	Temperature Probe
8	8076384	Sensor Assy, Oil 120V
9	8261177	Thermostat Assembly, HE High-Limit 425 ·F/218 ·C Kit

* Not illustrated.

Gas Supply and Combustion System Components



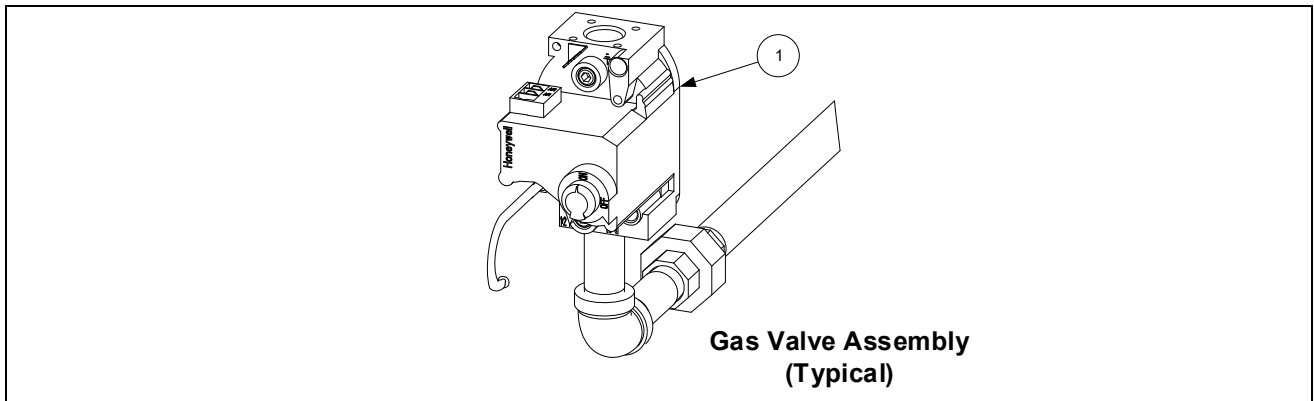
ITEM	PART #	COMPONENT
√ 1		Ignitor
	8263549	Natural Gas (G20, G25) (includes gasket 8160981, which may be ordered separately)
	8263552	Propane (G30, G31) (includes gasket 8160981, which may be ordered separately)
√ 2		Blower Assembly, Combustion Air (includes harness and Item 3)
	1087153SP	115V 50/60 Hz (Right)
	1087155SP	220V 60 Hz (Right)

BIGLA30T

ITEM	PART #	COMPONENT
*	8161049	Gasket, Plenum/Blower (used between plenum and blower)
*	8068806SP	Harness Assembly, Blower Motor (component of all blowers listed above)
		Gas Conversion Kits
*	8262965	Conversion Kit, Natural Gas FV (G20, G25) to Propane/Butane (G30, G31) Non-CE
*	8262966	Conversion Kit, Natural Gas DV (G20, G25) to Propane/Butane (G30, G31) Non-CE
*	8262967	Conversion Kit, Propane/Butane FV (G30, G31) to Natural Gas (G20, G25) Non-CE
*	8262968	Conversion Kit, Propane/Butane DV (G30, G31) to Natural Gas (G20, G25) Non-CE

* Not illustrated. √ Recommended parts.

Gas Valves and Associated Components

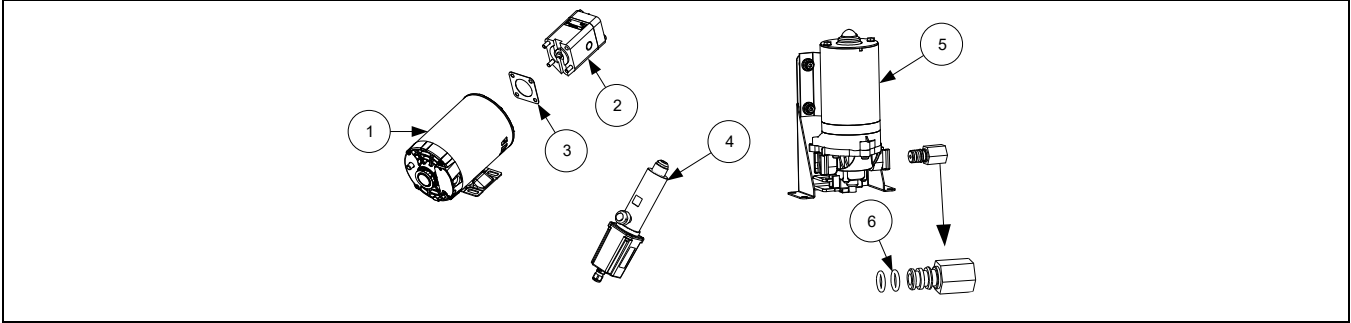


ITEM	PART #	COMPONENT
		Gas Conversion Kits
	8262969	<i>Natural to Propane (LP) Full Vat</i>
	8262970	<i>Natural to Propane (LP) Dual Vat</i>
	8262971	<i>Propane (LP) to Natural Full Vat</i>
	8262972	<i>Propane (LP) to Natural Dual Vat</i>
√ 1		Valve Gas
	8261122	Natural Gas (G20, G25) 3.2WC
	8261123	Propane Gas (G30, G31)
	8263296	Kit Natural Gas Full Vat w/ flexlines and hardware
	8263297	Kit Natural Gas Dual Vat w/ flexlines and hardware
	8261123	Kit, Propane Gas Conversion Service (G30, G31)
	8263298	Kit, Propane Gas Full Vat w/ flexlines and hardware
	8263299	Kit, Propane Gas Dual Vat w/ flexlines and hardware

√ Recommended parts.

BIGLA30T

Filtration System Components



ITEM	PART #	COMPONENT
1, 2, 3	Pump Section	Pump/Motor
4	8263292	SENSOR, OQS REPLACEMENT
5	Pump Section	Top Off Pump
6	8160782	O-Rings, Viton #11
*	8263288	O-Ring (8161041) (Qty. of 6) (Filter Pan O-rings)

OCF Electric and Gas

Models: FPGLx30,
FPELx14



FPGL230



FPEL214

Complete Parts Manuals can be located at the QR codes and links in **BLUE** below.



[OCF FPGL30 Gas Parts](#)



[OCF FPEL14 Electric Parts](#)

The Oil Conserving Fryers (OCF) are an extension of the RE-series electric and the H55 gas fryers. The units feature low-volume frypots, optional automatic top off and an optional advanced computer, which displays programmed filtering prompts.

A great many of the OCF top-off components are common to the gas and electric platforms.

Unique physical characteristics:

Shallow frypots, ports for optional auto top off, onboard oil reservoir (JIB), optional advanced computer.

Where used:

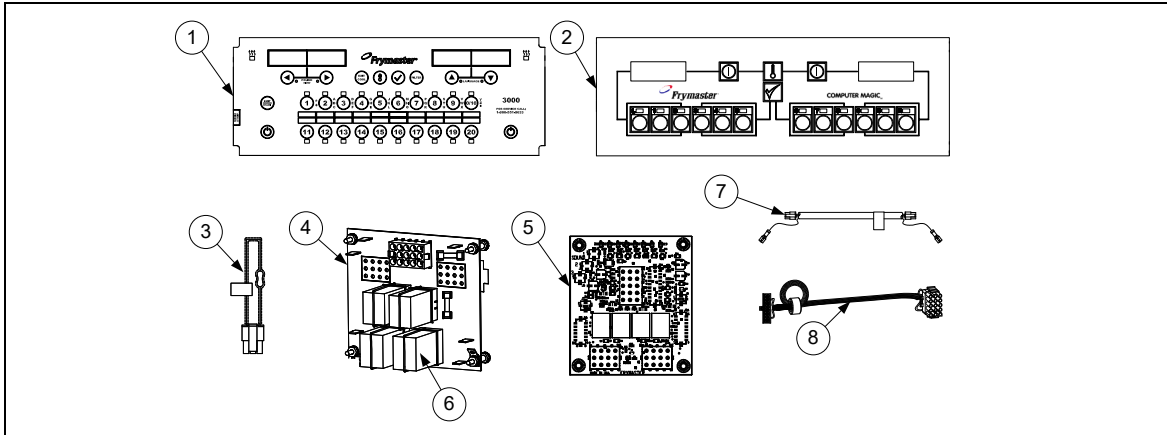
Burger King and larger fast food chain restaurants

Common Model numbers:

- **Electric** — FPELx14
- **Gas** — FPGLx30

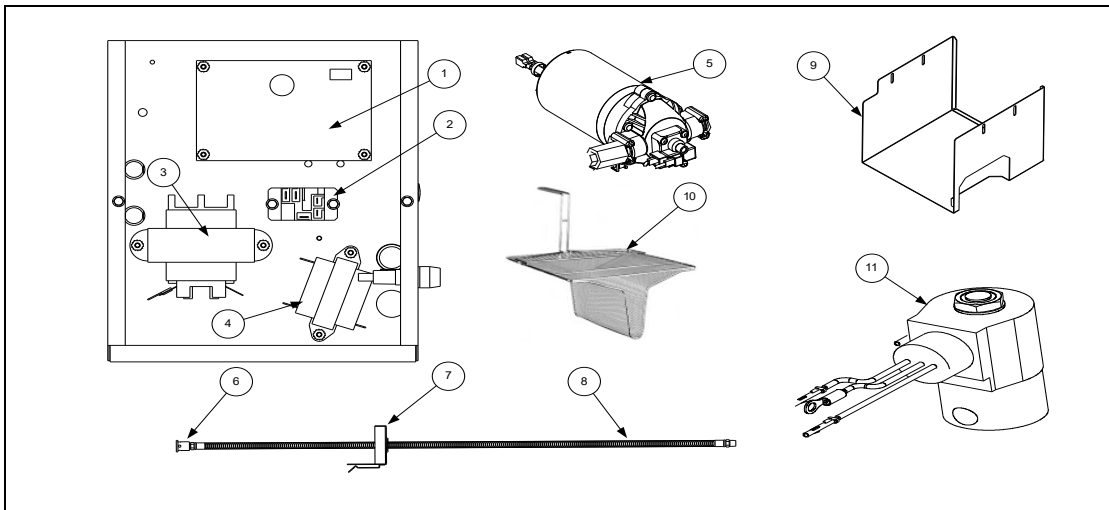
OCF Electric and Gas

Controllers



#	Part #	Component
1	8263107	3000 Controller
2	8262380	CM3.5 (Non-CE for use in US, Canada, Mexico) <i>(Gas Only)</i>
	8262395	CM3.5 (Non-CE for use in US, Canada, Mexico) <i>(Electric Only)</i>
3	8074552	CAN Communications terminator
4	8262264	Interface board <i>(Gas Only)</i>
5	8262260	Interface board <i>(Electric Only)</i>
	8262261	Interface board, <i>(Triac Only)</i>
6	8076084	Latch relay, DPDT <i>(Gas Only)</i>
7	8074546	Harness, Computer Communication LOV 6-pin to 6-pin 3-wire SMT 26"
8	8074199	Cable, SMT Computer To Interface

ATO Components

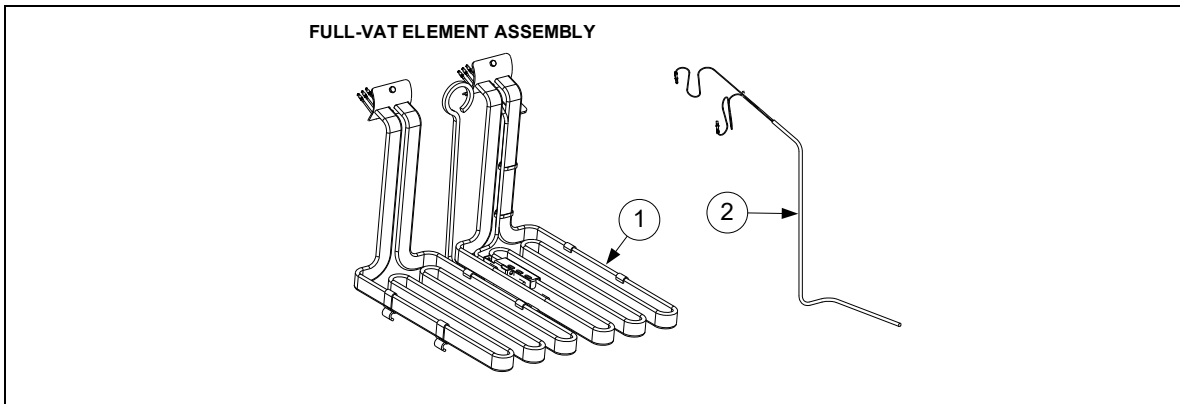


#	Part #	Component
1	1082805	Automatic Top-Off board
2	8262706	Probe, ATO kit
3	8071683	Relay, top off pump

OCF Electric and Gas

#	Part #	Component
4	8072181	Transformer, 100-120V/24V 62VA
	8070855	Transformer, 120V 50-60 12V, 20VA
	8072180	Transformer, 208-240V/24V 50VA
	8072191	Transformer, 208/230/240-12V 30VA
	8074978	Transformer V&F 100/120-12/24V
5	1080639	Top-off pump, 24VAC
	1081049SP	JIB hose and cap assembly
6	8103300	JIB Hose inlet
7	8232001	JIB cap
8	8103663	JIB hose
9	2208363	JIB Cradle
10	8030511	Tray, GL30 FV Sediment
11	1082555	ATO Solenoid

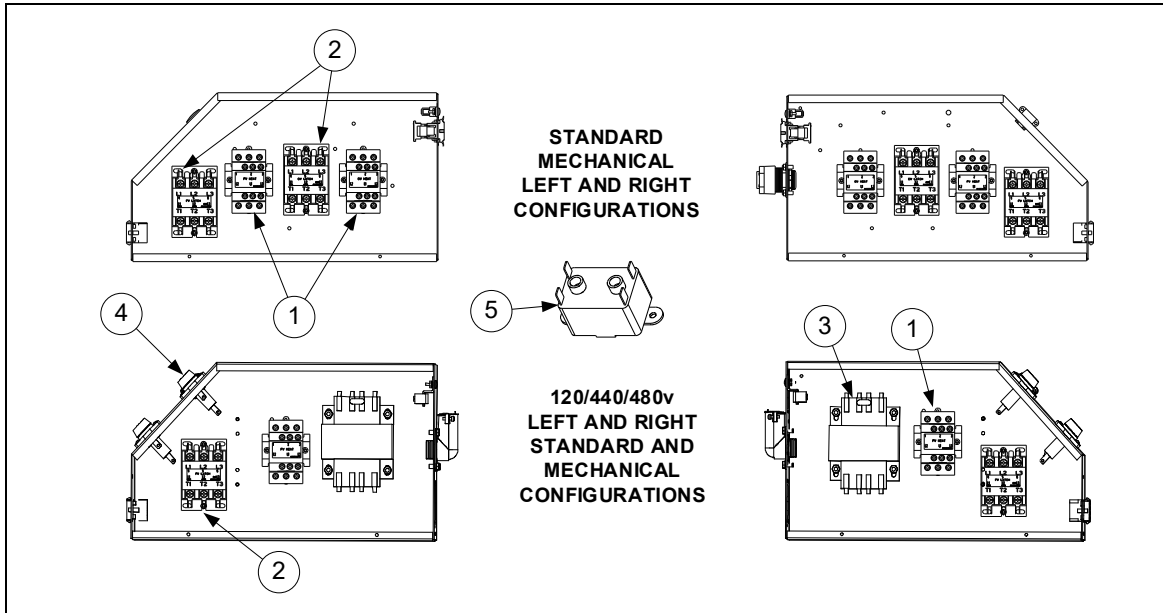
Elements



#	Part #	Component
1		Element Kits – includes gaskets, grommets, tie wraps, screws and nuts.
	8262192	208V 7.0 kW
	8262197	208V 8.5 kW
	8262210	208V 11.0 kW
	8262194	240V 7.0 kW
	8262200	240V 8.5kW
	8262193	230V 7.0 kW
	8262199	230V 8.5kW
	8262206	230V 11kW
	8262207	240V 11.0 kW
	8262195	440V 7.0 kW
	8262202	440V 8.5 kW
	8262211	440V 11.0 kW
	8262196	480V 7.0 kW
	8262203	480V 8.5 kW
	8262209	480V 11.0 kW
		Probes
2	8262212	Probe, Temperature RE – includes tie wraps and grommet.
	8074324	Probe, Temperature Fast Ready

OCF Electric and Gas

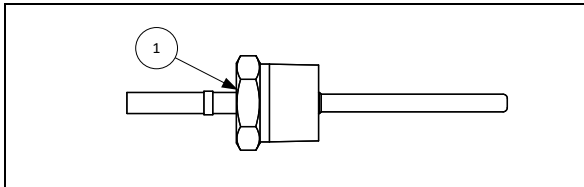
Contactor Boxes



#	Part #	Component
1	8263417	Contactor, 24V 50 Amp TESS LC1D32B7 (<i>Heat</i>) (replaces 8072284 contactor)
2	8101202	Contactor, 24V 40 Amp (<i>Latch</i>)
3	8070064	Transformer, 480V/120V 150VA
4	8070922	Holder, Bus Fuse
	8072278	Fuse, 20 Amp
5	8070012	Relay, Tilt Switch 18 Amp 1/3 HP 24 V Coil

* Not Illustrated.

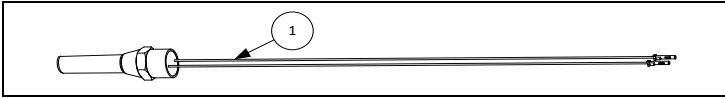
Temperature Probe (Gas)



#	Part #	Component
1	8263196	Temperature Probe OCF Gas Kit

OCF Electric and Gas

Hi-Limits



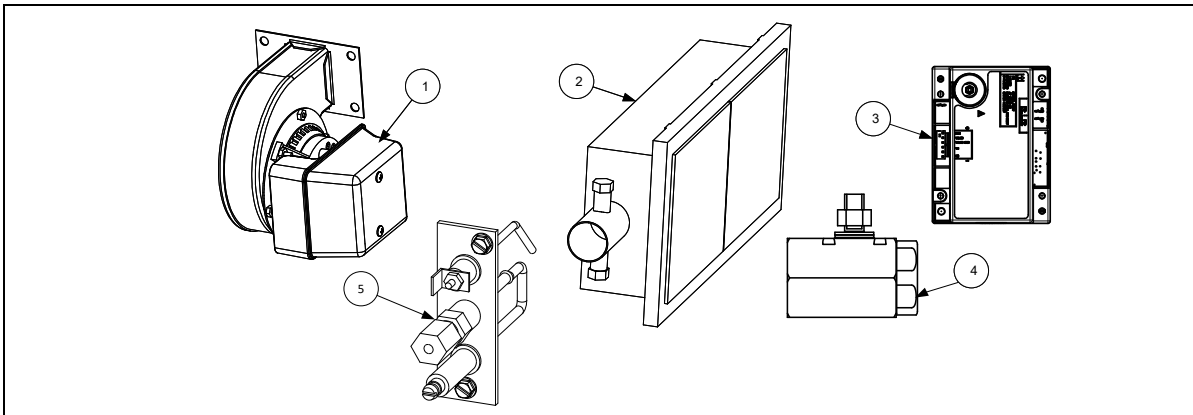
Gas

#	Part #	Component
1	8261177	Full Vat 425°F (218°C) (Color Coded Black)

Electric

#	Part #	Component
1	8261177	Full Vat 425°F (218°C) (Color Coded Black)
	8262456	Dual Vat 435°F (224°C) (Color Coded Red)

Burner/Spark Module/Drain Valves



#	Part #	Component
1	1062997SP	115V 50/60 Hz Blower
	1083307SP	220V 60Hz
	1062998SP	208-240V 50/60 Non-CE
	1063001SP	230V 50/60Hz CE
2	8104688	Burner, Universal
3	8075949	Fenwal Spark Module (<i>Kit required to replace Capable Control module. See below</i>)
	8263446	Fenwal Spark Module Kit, (<i>required if replacing a Capable Control Module</i>)
*	8120706	Insulation, Upper Burner Rail
*	8160900	Insulation, Burner Textile (Seals edges of burner)
*	8262892	Insulation, Burner Kit
4	8101018	OCF Drain valve full/dual, electric/gas
5	8263553	Igniter, Natural Gas
	8263550	Igniter, Propane, Butane
	8263553	Kit, Igniter Nat Gas Retro
	8263549	Kit, Solaronics Nat Igniter
*	8160981	Gasket, Igniter Solaronics
*	8120356	Sight Glass Insulation
*	8140048SP	Sight Glass
*	8262603	Rail, Filter Pan

* Not Illustrated.

Open Burner

Models: MJ, PMJ, MJ35, MJ40, MJ45, MJ50, MJCF, J1C, GF14, GF40



MJ245

Complete Parts Manuals can be located at the QR codes and links in [BLUE](#) on the following page.


The open burner, or Master Jet, family of fryers includes the *MJ35, MJ40, MJ45, MJ50, MJCF,* and *J1C* series at the upper end and the *GF14* and *GF40* at the lower end.

Unique physical characteristic:

- A U-shaped burner manifold surrounds the frypot, supplying flame to metal deflectors, or targets, which direct the heat to the frypot.

Where used:

- Burger King uses 45's. The other models will be found in smaller restaurants.



An open burner surrounds the frypot of the MJ series of fryers. Orifices secure the deflectors.

Common Model Numbers: *FPP235, FMP245, PMJ145, FMJ250, MJ140 MJ1CF, KJ3FC, J1C*

Open Burner

Complete Parts Manuals can be located at the QR codes and links in **BLUE** below.



[MJ35/40/45/50 Gas Parts 2004 - current](#)



[MJCF Gas Parts](#)



[MJ35 Gas Parts prior to 2004](#)



[MJ45 Gas Parts AB & Before](#)




[MJ45 Gas Parts AH & Later](#)



[J1C/J1X/J2X Gas Parts](#)



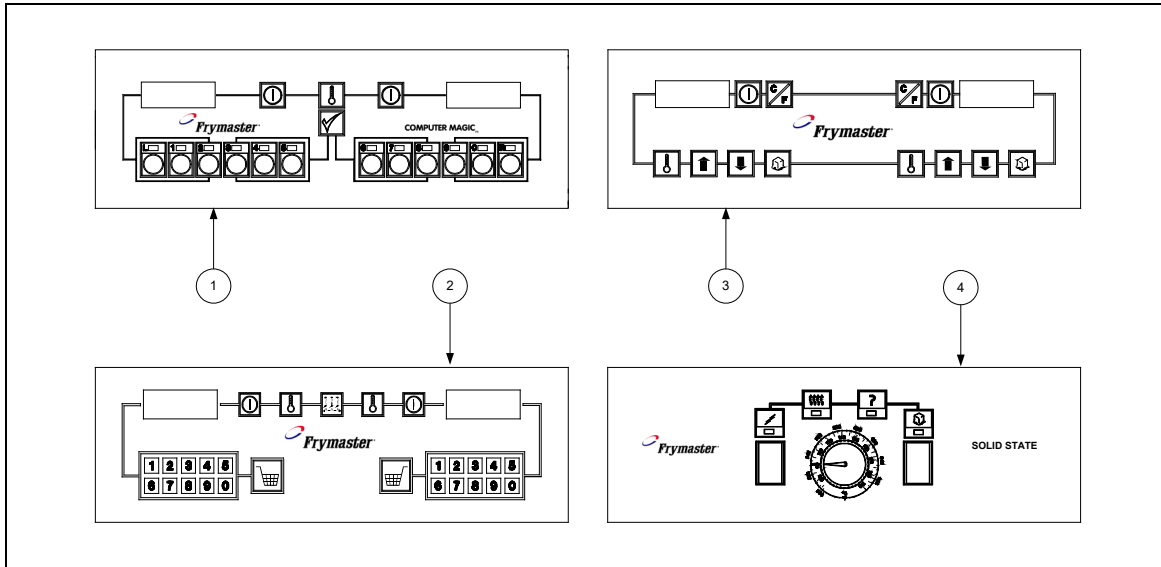
[GF14/GF40 Gas Parts prior 0801](#)



[GF14/GF40 Gas Parts 0801 to current](#)

Open Burner

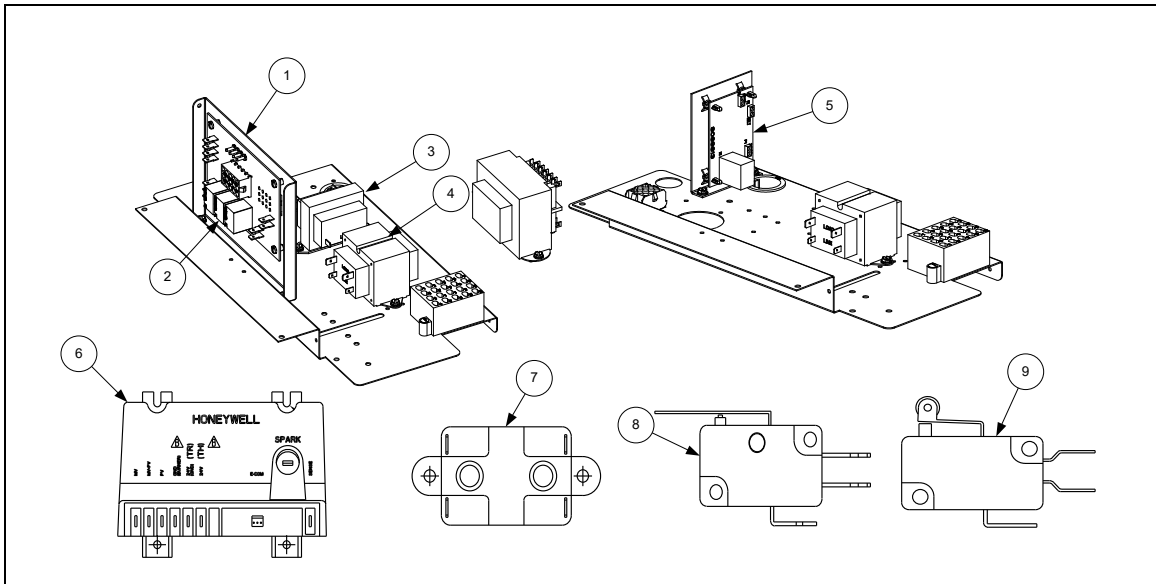
Controller Assemblies (Other than Thermostat Controllers)



#	Part #	Component
1		Computer Magic III, MJ45, FM45 Series
	8262285	Built-In 45
	1067248	Remote On-Hood
	8262280	Remote In-Hood
	8262294	Built-in CF (<i>Standard</i>) CMIII.5
	8262392	CF (<i>Euro look</i>)
	8262327	FMP/FPP 35/45 FV CMIII.5 (<i>except Buffalo Wild Wings</i>)
	8262390	FMP/FPP 34/45 DV CMIII.5 (<i>except Buffalo Wild Wings</i>)
	8262327	FMP/FPP35/45 FV <i>Euro Look</i>
2		Basket Lift Timers (New Digital Controller)
	1063373	CF (<i>Euro look</i>) BL Controller
	8262393	FMP/FPP 34/45 FV Basket lift Controller
	1064171	FMP/FPP 34/45 DV Basket Lift Controller
3		Digital Controllers
	Obsolete	Controller, Digital (<i>Replace with item 1 or 2</i>)
	Obsolete	FMP/FPP 34/45 FV Digital Controller (<i>Replace with item 1 or 2</i>)
	Obsolete	FMP/FPP 34/45 DV Digital Controller (<i>Replace with item 1 or 2</i>)
4		Solid State Controllers
	Obsolete	Controller, Solid State (<i>controller knob is 810-0387</i>) (<i>Replace with item 1 or 2</i>)
	Obsolete	FMP/FPP 34/45 FV Analog Controller (<i>Replace with item 1 or 2</i>)
	Obsolete	FMP/FPP 34/45 DV Analog Controller (<i>Replace with item 1 or 2</i>)

Open Burner

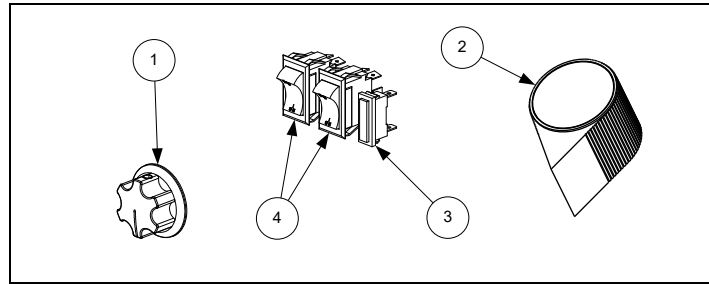
Component Parts



#	Part #	Component
1		Interface Boards
	8262574	Universal Replacement: <i>MJ, FM, 45, CF</i>
	8262425	Interface Board, <i>FPP/FMP 35/45 with Standing Pilot</i>
	8065857	Interface Board, <i>FPP/FMP 35/45 with electronic ignition</i>
2		Relays
	8076084	Heat relay
	8070834	Basket Lift Relay
	8070670	24V Relay, Lockout Electronic Ignition units
		Transformers
3	8070855	100-120V 50/60 Hz Primary, <i>12V Secondary</i>
4	8070800	100-120V 50/60 Hz Primary <i>24V Secondary</i>
	8075129	208/240 V&F <i>12/24V</i>
	8074978	100/120V V&F <i>12/24V</i>
5	8261546	Kit, Melt Cycle Timer, replaces electromechanical timer
	8072191	Transformer, <i>V&F 208/230/240-12V</i>
	8072180	Transformer, <i>208-240V/24V 50VA</i>
6	8262117	Ignition Module, Electronic Ignition units
7	8070012	Relay, 18 Amp, SPST, Filter
8	8072103	Micro Switch
9	8072104	Micro Switch with roller

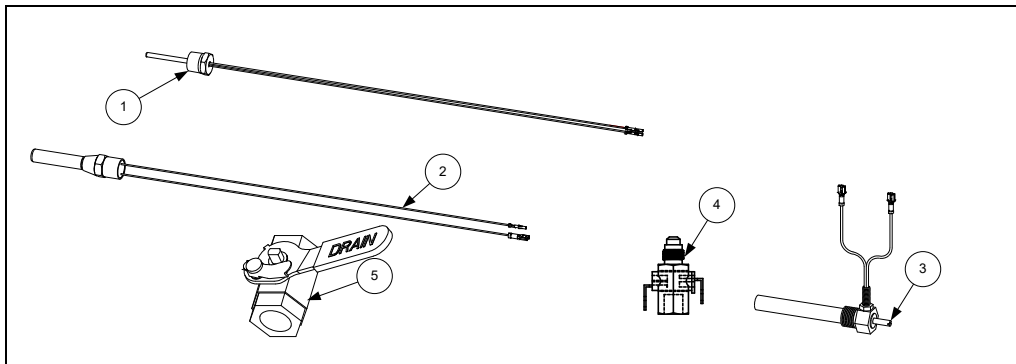
Open Burner

Controller Assemblies (Thermostat Controllers)



Part #	Component
8100334	Knob, Operating Thermostat with skirt
8100110	Knob, MJ35 Operating Thermostat
8071525	Light, White Melt Cycle Indicator, 24V
8073498	Switch, 24V, <i>Used for ON/OFF or Melt Cycle</i>

Temperature Probe, Thermostats, Drain Valves

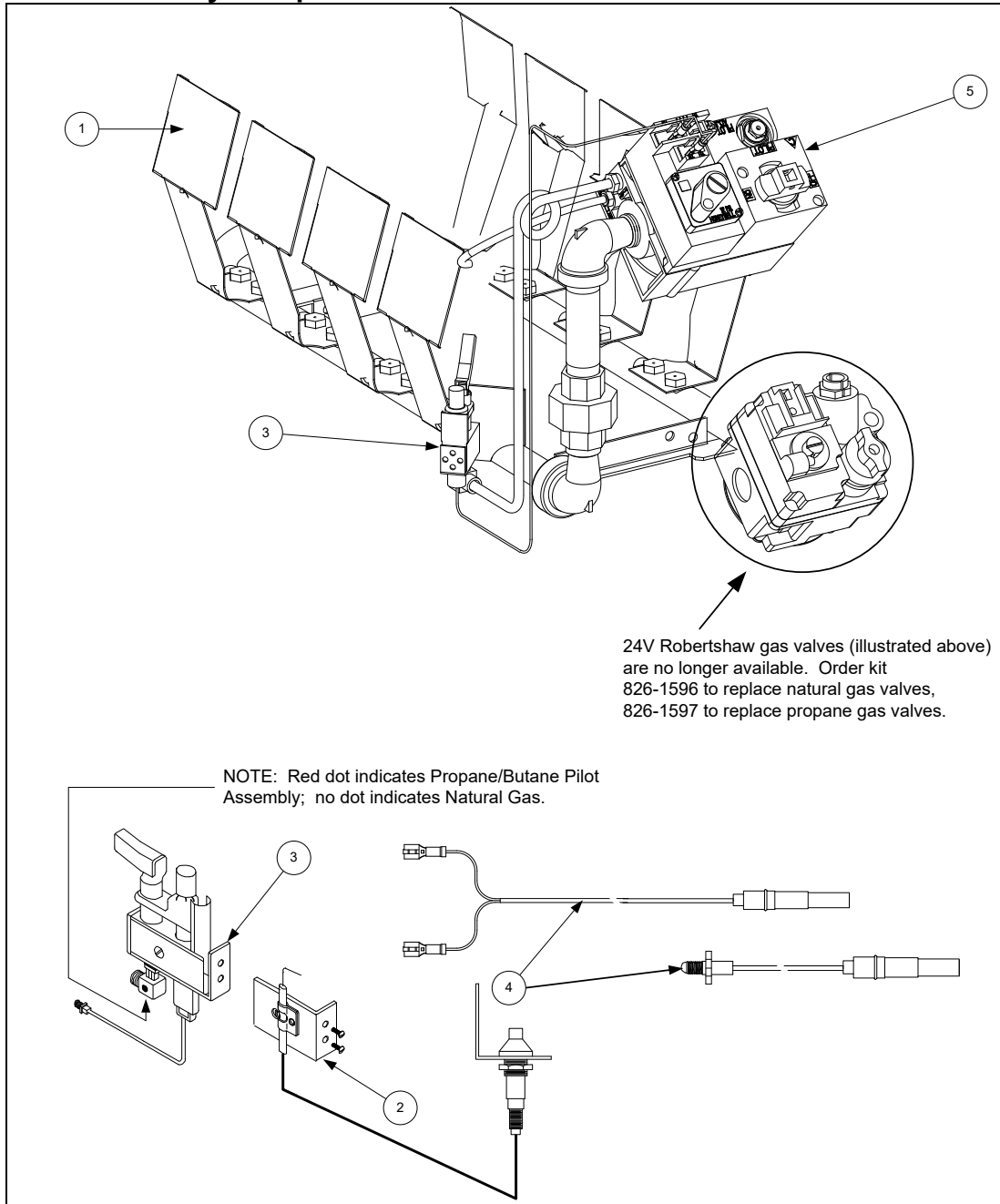


#	Part #	Component
1	8064206	Temperature Probe, Minco
	8261177	Thermostat, 425°F High-Limit (<i>see NOTE below</i>)
	1068433	Thermostat Assy, 425 Hi-Limit, <i>Australian</i>
	8067550	Thermostat, Hi-Limit, CE
3	8060183	Thermostat Assembly, Operating, <i>MJ45/MJCF/MJ47</i>
	8067972	MJ35/MJ35 CE Thermostat Assembly
	8060184	Thermostat Assembly, <i>MJ, FM, JIC with Robertshaw Gas Valve</i>
	8065816	Thermostat Assembly, <i>MJ, FM, FPP, FMP, JIC, GF14 Sysco, 35 with Honeywell Gas Valve</i>
	8262014	Thermostat, <i>GF14, GF40</i>
4	8074134	Envelope Assembly, <i>Honeywell Valve</i>
5	8064145	1¼" Drain valve, non-filter, <i>CF series</i>
	8101569	1¼" Drain valve, non-filter, <i>35/45/GF14/GF40</i>
	8101020	1¼" FM Drain valve '98-'01 <i>45/MJCF series</i>
	8101018	1¼" Drain valve, Pro series filter, <i>35/45</i>
	8101114	1" Drain valve Pro series DV, filter, <i>35/45</i>

Open Burner

NOTE: Kit 8261177 (Item 2) contains high-limit thermostat 8067545 and an assortment of connectors to allow it to be configured for use on several Robertshaw valves.

Burner Assembly Component Parts



#	Part #	Component
1		Deflectors
	2301177	45 Deflector, Side
	2301206	45 Deflector, Rear
	2301178	35/CF Deflector, Side

Open Burner

#	Part #	Component
	2301180	35/CF Deflector, Rear
	2301568	JIC Deflectors, all
2	8261155	Igniter Kit, Optional Piezo
	8071906	Electrode Assembly
	8101001	Trigger
3		Pilot Assembly
	8068688SP	Propane or Butane Gas, w/Thermopile (<i>w/co-axial lead</i>)
	8101830	Natural Gas, w/Thermopile (<i>w/twin-leads</i>)
	1069570	Pilot Assy, Fpp35/45 <i>Nat Australia</i>
	1069571	Pilot Assy, Fpp35/45 <i>Pro Australia</i>
	1069921	Pilot Assy, <i>Aust Dual Nat</i>
	1061908	PMJ 35 Pilot Assembly, Thermopile (<i>Nat domestic</i>)
	1061906	PMJ 35 Pilot Assembly, Thermopile (<i>LP domestic</i>)
	8102070	Pilot Assembly, with twin fork terminal leads (<i>LP</i>)
	8102071	Pilot Assembly, with twin fork terminal leads (<i>Nat</i>)
	8100426	Natural Gas, <i>without Thermopile or Thermocouple</i>
	8100616	Propane or Butane Gas, w/Thermopile (<i>w/co-axial lead</i>)
	8101773	Propane or Butane Gas, w/Thermopile (<i>w/twin push-on leads</i>)
	8100427	Propane or Butane Gas, (<i>w/o Thermopile or Thermocouple</i>)
4		Thermopile/Thermocouple
	8101873	Thermopile with push-on terminals
	8100159	Thermopile with fork terminals
	8100617	Thermopile with coaxial end
5		Valve, Gas (see Note below)
	8100975	Knob, Honeywell Millivolt Gas Valve
	8073294	Natural Gas (<i>for 240V, use 807-0025</i>)
	8073295	Propane/Butane Gas (<i>for 240V, use 807-0759</i>)
	8071603	Honeywell NAT millivolt gas valve
	8071604	Honeywell LP millivolt gas valve
	8074160	Valve, Honeywell 24V (<i>Aust</i>)
	8074137	Valve, Honeywell MV (<i>Aust</i>)
	8261139	GF14 Honeywell <i>Nat to LP conversion kit</i>
	8261140	GF14 Honeywell <i>LP to Nat conversion kit</i>
	8261143	GF40 Honeywell <i>Nat to LP conversion kit</i>
	8261144	GF40 Honeywell <i>LP to Nat conversion kit</i>
	8261596	45/47 Series 24V ½" <i>Robertshaw to Honeywell NAT Conversion Kit</i>
	8261597	45/47 Series 24V ½" <i>Robertshaw to Honeywell LP Conversion Kit</i>
	8261643	CFE Series 24V ¾" <i>Robertshaw to Honeywell NAT Conversion Kit</i>
	8261644	CFE Series 24V ¾" <i>Robertshaw to Honeywell LP Conversion Kit</i>

NOTE: A gas valve capacitor (P/N 8064781) is required on gas valves used on units with Thermostat Controllers.

Decathlon



Models: D20,
D/HD50, D/HD60,
D80



SCFHD250

Complete Parts/Service Manuals can be located at the QR codes and links in [BLUE](#) below.



[Decathlon "D" Gas Parts](#)

[Decathlon "HD" Parts](#)

The Decathlons are large tube fryers often used for bone-in chicken. Flame passes through tubes in the frypot, which transfer heat to the oil. Decathlon is indicated in the model name with a D: D50's, D60's and D65's are all models of the Decathlon family. The High Efficiency models have HD in the model name.

Unique physical characteristics:

- Burner tubes rest on a gas manifold at the front of the fryer, transferring heat to tubes in the frypot.

Where used:

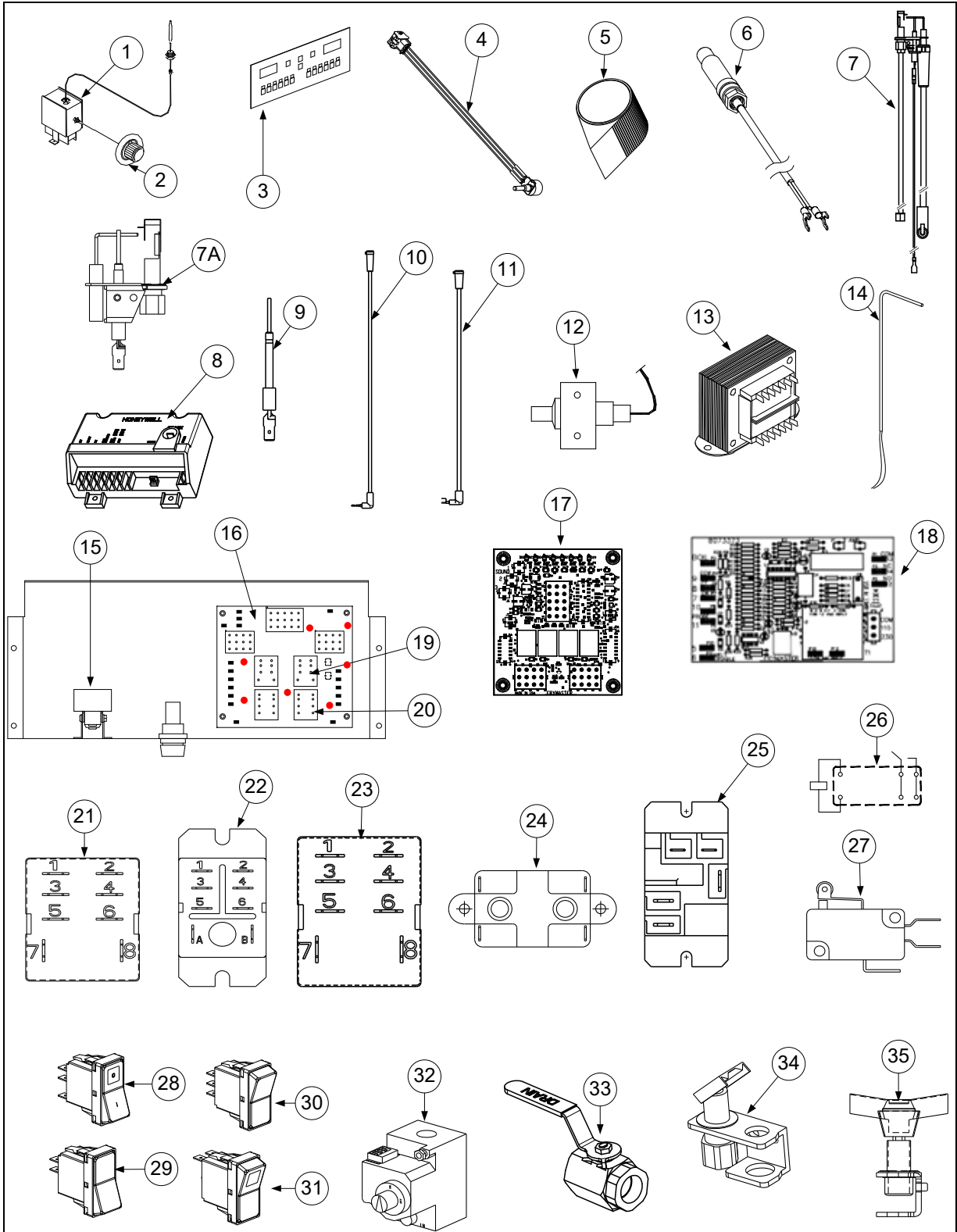
- The Decathlon is common in Chili's.

Common Model numbers:

- SCFHD250, SCFHD350, SCFHD460, HD160

Decathlon

Common Primary Components and Controllers



Decathlon

#	Part #	Component
		Computers/Controllers/Thermostats
1	8262013	Thermostat, Sunne
2	8102035	Knob, Thermostat
3	CALL	Computer, Compu-Fry III.5 <i>Full vat</i>
	CALL	Computer, Compu-Fry, <i>Dual vat</i>
4	8262269	Potentiometer, Thermatron
5	8100110	Knob, Control, Thermatron
		Pilot Components
6	8073485	Thermopile (<i>24V gas valve</i>)
7	1061839SP	Pilot Assembly- <i>Natural Gas- Electronic Ignition/Computer</i>
	1086951SP	Pilot Assembly- <i>Natural Gas- Electronic Ignition/Computer Includes Ignition Cable</i>
	1061128SP	Pilot Assembly – <i>LP/BU- Electronic Ignition/Computer Includes Ignition Cable</i>
	1061238SP	Pilot Assembly – <i>NAT W/Thermatron</i>
	1086711SP	Pilot Assembly- <i>LP/BU W/Thermatron</i>
7A	1081650SP	Pilot Assembly- <i>Natural Gas- Electronic Ignition/Computer FP-TCF (Includes Flame Sensor)</i>
	1081651SP	Pilot Assembly- <i>LP/BU Gas- Electronic Ignition/Computer FP-TCF (Includes Flame Sensor)</i>
		Ignition Components
8	8073563	Spark Module older Robertshaw (used with computer controls)
	8262117	Honeywell Spark Module kit used with thermatron controls (Older)
	8262898	Fenwal Spark Module with computer or thermatron controls (Current)
9	8071310	Flame Sensor
10	1063553	Ignition Cable
11	1067535	Ignition Cable (use with 8073563 module)
12	8101001	Piezo Ignitor (Trigger)
	8073540	Electrode, Piezo
		Transformers
13	8073551	Honeywell 120/24 VAC, ignition
	8070855	Transformer, 120/12 VAC
	8074978	V&F Dual 100/120-12/24V
	8070800	120/24 VAC Filter
	8070680	Transformer Primary 208/240V
		Probe Assemblies
14	8262423	Probe Assembly (RTD), Temperature, Dean Computer
	1065419SP	Probe Assembly, Temperature Thermatron (2-pin plug)
	1061976	Probe Assembly, Temperature Thermatron (4-pin plug)
		High Limit
15	8073680	High-Limit Thermostat- Manual Reset 450° F
		Interface Boards
16	8262425	Interface Board, Dean Computer Only. Manual pilot (807-6084, latch relay)
17	8262434	Interface Board for Electronic Ignition
18	1063729	Thermatron Board- 24 VAC (<i>After 2007</i>)
	8262086	Thermatron Board- 120V gas fryer (<i>Early 2006 and before</i>)
		Fuses/ Circuit Breaker
*	8073577	Circuit Breaker, 7 amp
*	8073592	Fuse, 2 amp, Slo Blo
*	8073750	Fuse, 5 amp
*	8073751	Fuse holder
		Relays
19	8070834	Relay, 12VDC 15A SPDT (<i>Basket lift</i>)
20	8076084	Relay, 12VDC 7A SPDT (<i>Latch</i>)
21	8073611	Relay, Filter Pump (<i>Socket Installation Only</i>)
22	8074114	Relay, Filter Pump (<i>Surface Mount</i>)
23	8073640	Relay, Boil Out
24	8070012	Relay 18 Amp 1/3 Hp 24v Coil <i>Filter 2006 and Above</i>

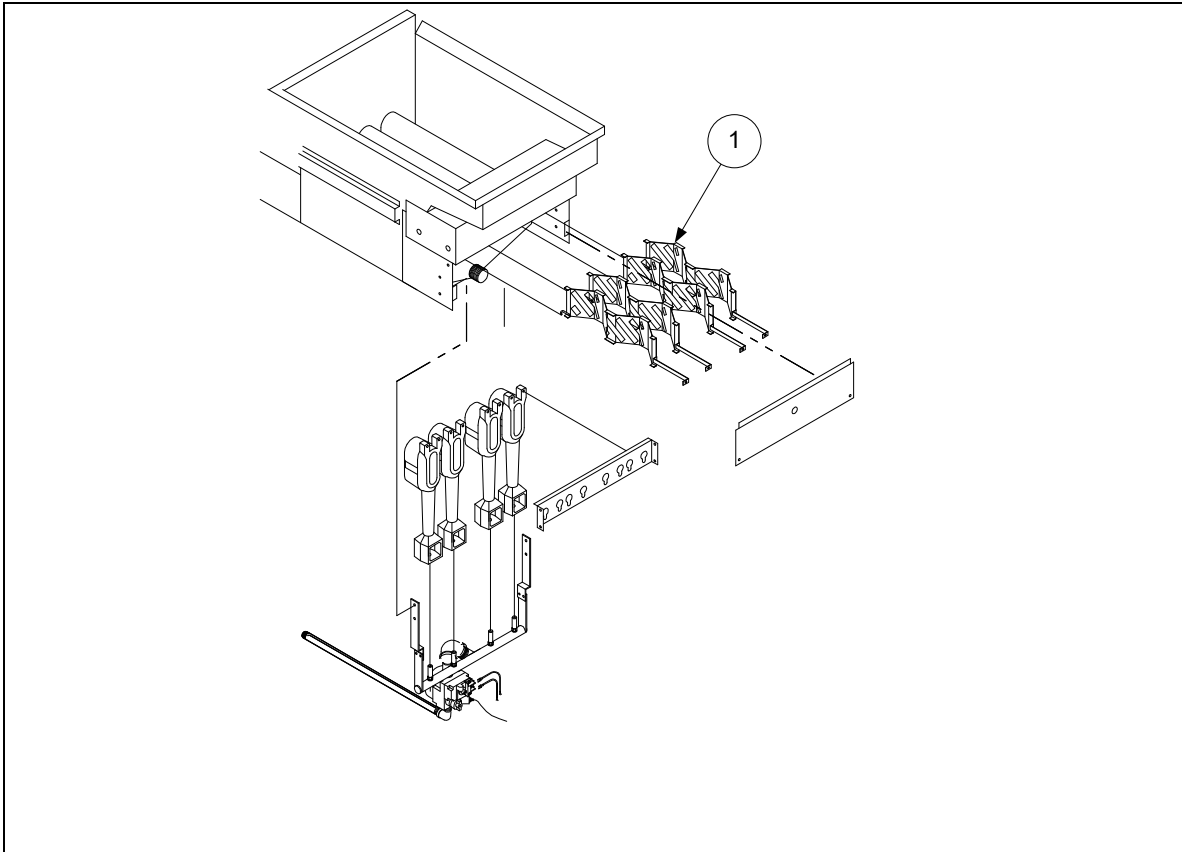
Decathlon

#	Part #	Component
25	8071683	Relay, 12VDC
26	8073922	Relay, 12VDC (SPDT)16A (<i>Thermatron board relay</i>)
		Switches
27	8072104	Microswitch (with roller)
28	8073574	Switch, Power- <i>Green Lens</i>
29	8073580	Switch, Rocker- <i>Manual Filter Power</i>
30	8073579	Switch, Boil-Out- 6-Terminal
31	8073576	Switch, Fryer Reset (<i>Momentary</i>)
		Gas Valves
32	8073552	Gas Valve, Natural Gas, <i>Electronic Ignition 24 VAC</i> (D20/50/60/80)
	8073628	Gas Valve, LP Gas, <i>Electronic Ignition 24 VAC</i> (D20/50/60/80)
	8102156	Gas Valve, <i>Natural Gas 120 VAC</i> (D20/50/60/80)
	8102323	Gas Valve, <i>LP Gas 120 VAC</i> (D20/50/60/80)
	8073294	Gas Valve, manual pilot, <i>NAT 24V</i> (D20/50/60/80)
	8073295	Gas Valve, manual pilot, <i>LP 24V</i> (D20/50/60/80)
		Drain Valves
33	8102126	Drain valve 1/4" (<i>Full port</i>) non-
	8102784	Drain valve 1/4" (<i>Full port</i>) must have O-ring 8160544
	8102783	Drain valve 1/2" (<i>Full port</i>) must have O-ring 8160544
	8235053	Drain valve 1/2" valve full port (<i>Y/KSCF 18G</i>)
	8235075	Drain valve 1/4" valve (<i>Wingstreet</i>)
	8102127	Drain valve 1/2 (<i>Full port</i>)
		Pilot Burners
34	8102158	Pilot Burner- Natural Gas (D20)
	8122254SP	Pilot Burner- LP Gas (D20)
35	8102032	Pilot Burner- Natural Gas (D20/50/60/80) (<i>Primary and Trailing</i>)
	8102155	Pilot Burner- LP Gas (D20/50/60/80) (Primary and Trailing)

* Not illustrated

Decathlon

Decathlon Frypot Components



#	Part #	Component
1		Diffusers
	2307709	Diffuser Assembly <i>D20/D50</i>
	2307711	Diffuser Assembly <i>D60</i>
	2105177	Diffuser Assembly <i>D80</i>
	2304900	Diffuser Assembly <i>HD50</i>
	2306888	Diffuser Assembly <i>HD60 and FPHD65</i>

Dean Millivolt

Models: SR 38, 42, 52, 62;
SM 20, 35, 50, 60, 80;
PR 50;
ESG35T



SR42

Complete Parts Manuals can be located at the QR code and link in [BLUE](#) below.



[Millivolt Service/Parts](#)

The SR, SM, ESG and some PR-series of Dean/Frymaster fryers are millivolt-powered units.

Unique Physical Characteristics:

- A no-frills millivolt fryer.

Where used:

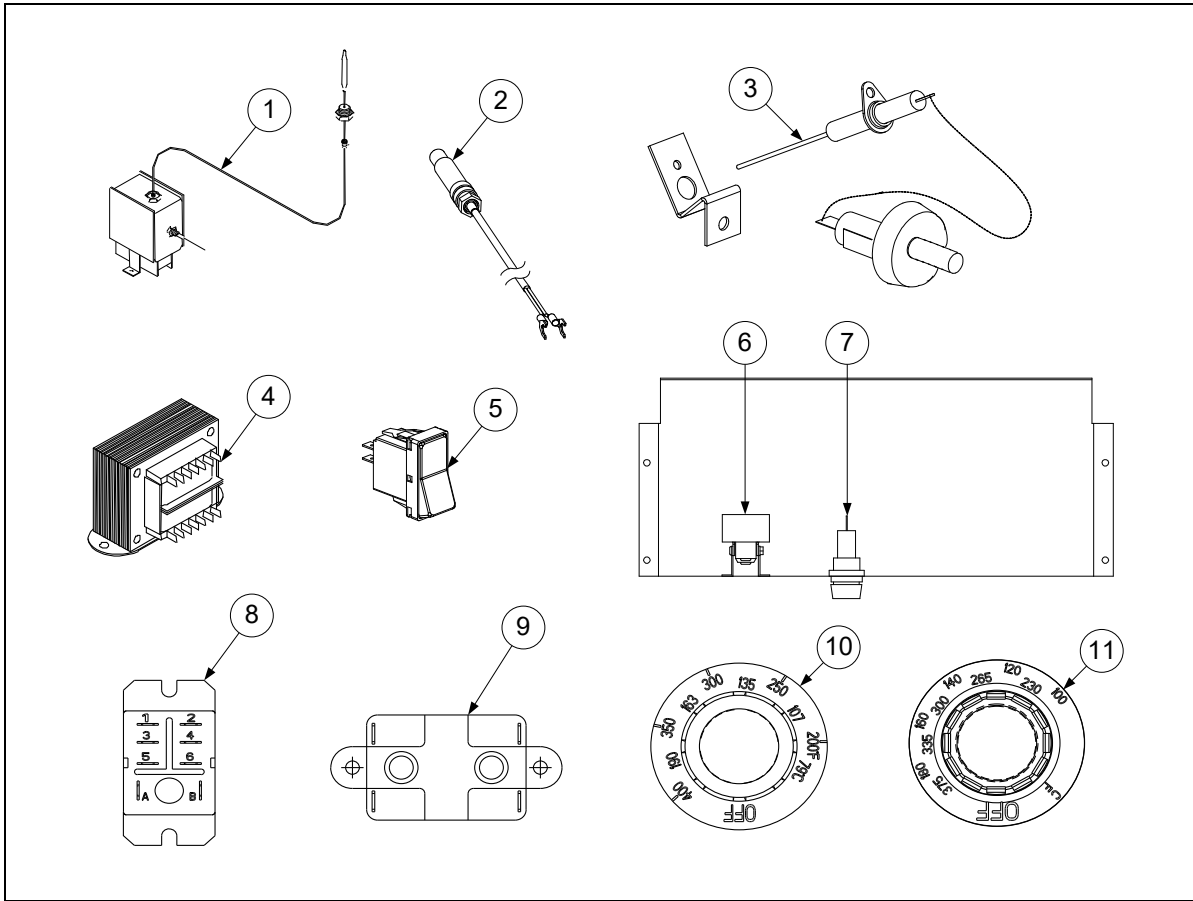
- IHOP uses SM fryers with filtration, small restaurants, bars, catering vehicles use the SR series.

Common Model Numbers:

SR42, SR52, SR62, SM250, SM150, SCFSM250, ESG35T, PRG50T, FPRG50T

Dean Millivolt

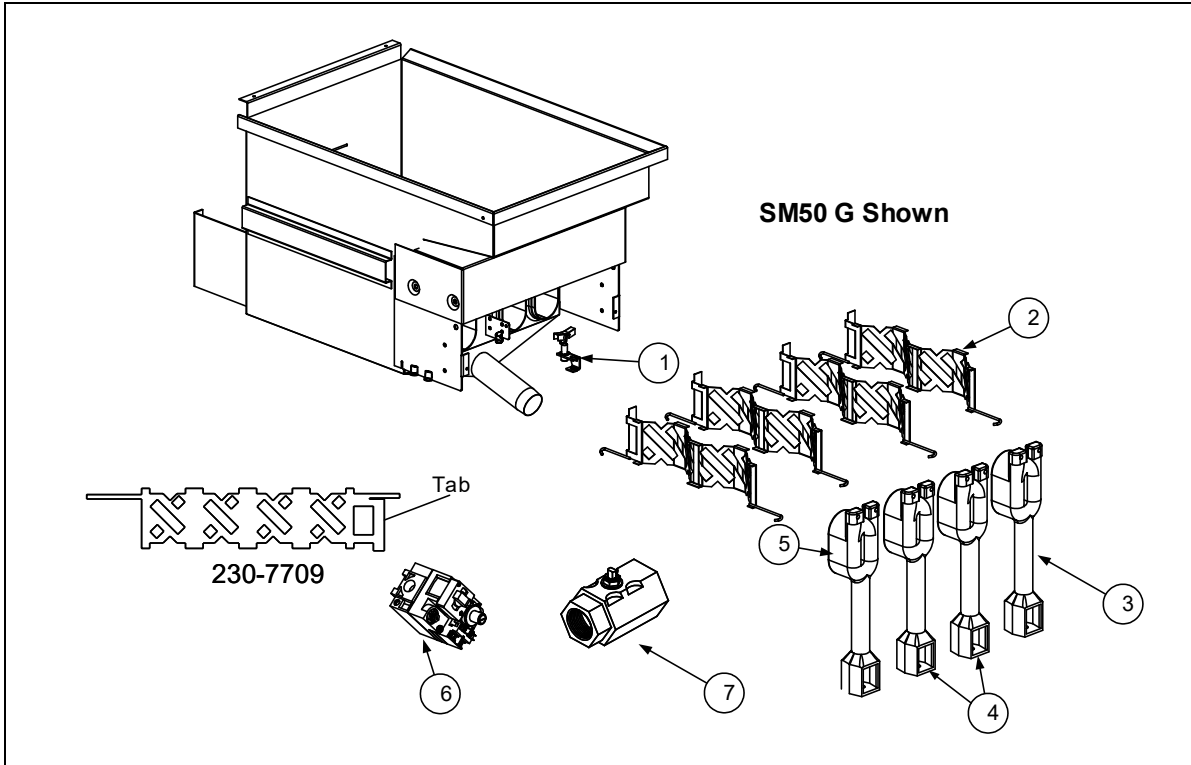
Component Box Components and Related Components



#	Part #	Component
1	8262013	Thermostat, Sunne
2	8073485	Thermopile
3	8101001	Piezo Ignitor (Trigger) (<i>Wire Lead-8073650</i>) (<i>Assembly-8262786</i>)
4	8070800	Transformer, 120/24 VAC (<i>Filtration System</i>)
5	8073580	Switch, Rocker- Manual Filter Power
6	8073516	High-Limit Thermostat- <i>Automatic Reset 435° F SM20/35, SR40/42</i>
	8073680	High-Limit Thermostat- <i>Manual Reset 450° F SR52/62/SM50/60/80</i>
7	8071321	Fuse Holder, Buss
	8073750	Fuse 5A 120VAC (Filtration system)
8	8074114	Relay, Filter 24A DPDT (Surface Mount)
9	8070012	Relay, Filter 24 A (2006 and Later)
10	8102035	Knob, Thermostat, KXD/Centigrade
11	8160139	Knob, Celsius/Fahrenheit add

Dean Millivolt

Frypots and Related Components



#	Part #	Description
1		Pilot Assemblies
	8102032	Burner, <i>Nat MV Pilot (SR42/52/62/SM50/60/80)</i>
	8102155	Burner, <i>LP MV Pilot (SR42/52/62/SM50/60/80)</i>
	8121897SP	Electrode, <i>SM50/60/80 (for units with piezo igniter)</i>
	8073485	Thermopile, generator with adapter
	8102158	Pilot Burner Nat (<i>SM20</i>)
2		Diffusers
	2307711	Diffuser, Burner Tube- <i>SM/D60, SR62</i>
	2307709	Diffuser, Burner Tube- <i>SR52, SM/D50, SM/D20</i>
	2302592	Diffuser, <i>SR 42</i>
		Burners
3	8102150	Burner, <i>Right (SR42/52/62) (SM20/50/60/80)</i>
3	8102039	Burner, <i>Right (SR38/42) (SM35/40)</i>
4	8102149	Burner, <i>Center (SR52/62) (SM50/60/80)</i>
4	8102038	Burner, <i>Center (SR38/42) (SM35/40)</i>
5	8102151	Burner, <i>Left (SR52/62) (SM20/60/80)</i>
5	8102037	Burner, <i>Left- (SR38/42) (SM35/40)</i>
		Hardware
*	8090766	KEPS 10-32 SS Hex
*	8090845	Screw, 10-32 x 3/8" Hex Slotted Head
6		Gas Valves
	8072427	Valve, Robertshaw <i>Nat Gas</i> (used on all Dean MV Nat gas units)

Dean Millivolt

#	Part #	Description
	8072424	Valve, Robertshaw <i>LP</i> (used on all Dean MV LP units)
		Drain Valves
7	8101338	Drain valve 1" (<i>used on SM20/D20/SR42</i>) (<i>should be ordered with handle 8101567</i>)
	8102126	Drain valve 1¼" (<i>Full port</i>) <i>non-filter</i> (<i>SM60/80</i>)
	8102052	Drain valve 1¼" (<i>1" standard port</i>) <i>non-filter</i> (<i>SR52/62</i>)
	8102127	Drain valve 1½" (<i>Full port</i>)
	8102784	Drain valve 1¼" (<i>Full port</i>) <i>must have O-ring 8160544</i>
	8102783	Drain valve 1½" (<i>Full port</i>) <i>must have O-ring 8160544</i>
		Conversion Kits
	8261817	Natural to LP, <i>SR42</i> (<i>with Honeywell valve</i>)
	8262017	LP to Natural, <i>SR42</i> (<i>with Honeywell valve</i>)
	8262018	Natural to LP, <i>SR52/SM50</i> (<i>with Honeywell valve</i>)
	8262019	LP to Natural, <i>SR52/SM50</i> (<i>with Honeywell valve</i>)
	8262020	Natural to LP, <i>SR62/SM60</i> (<i>with Honeywell valve</i>)
	8262021	LP to Natural, <i>SR62/SM60</i> (<i>with Honeywell valve</i>)

*Not illustrated

Pro Electric/RE

Models: Pro Electric, FPPH, FMPH, McD Pro Electric, BIPH; RE, FPRE, HPRE80 McD RE, BIRE



Pro Electric FPPH214



The RE fryer has a recessed tubular mounting point for the elements which rotates. This is the most obvious difference between the RE and the Pro Electric.



RE- FPRE214

Complete Parts Manuals can be located at the QR codes and links in [BLUE](#) on the following page.

The Pro Electric fryer, which introduced a new filter pan and a large drain manifold among other design changes, was followed by the RE, which introduced a unique rotating element. The units share many common electrical components.

Unique physical characteristics:

Pro Electric — 3-inch drain manifold, filter pan redesign.

RE — Recessed rotating element mounting mechanism, repositioned and redesigned contactor boxes.

Where used:

All major chains

Common Model numbers:

- **Pro Electric** — FPPH214, FPPH217, FMPH214; **McDonald's**: BIPH214, BIPH314, BIPH414
- **RE** — FPRE214, FPRE317, FPRE217; **HPRE280 McDonald's**: BIRE214, BIRE314, BIRE414


Pro Electric/RE

Complete Parts Manuals can be located at the QR codes and links in **BLUE** below.



[Pro Electric Parts](#)

FPPH/FMPH



[McD Pro Electric Parts](#)

BIH, BIPH



[RE Electric Parts](#)

FPRE



[McD RE Electric Parts](#)

BIRE



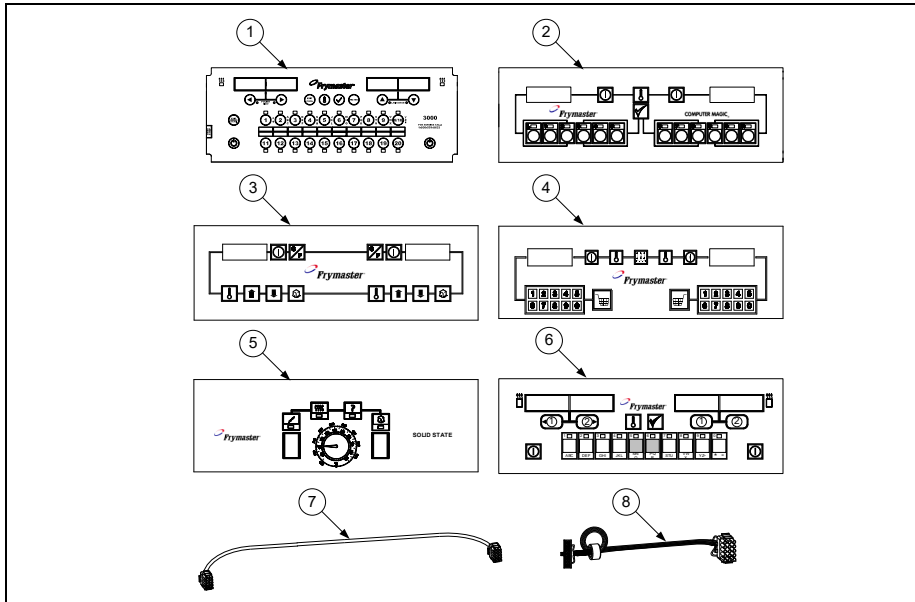
[High Production](#)

[RE Electric Parts](#)

HPRE80

Pro Electric/RE

Controllers

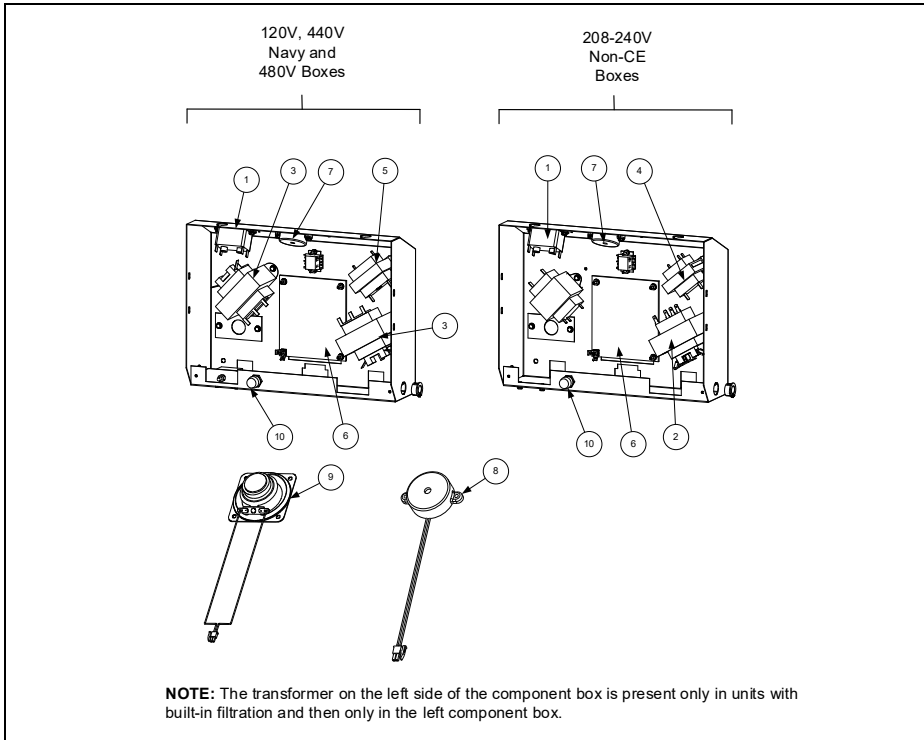


** Electric-Series cabinets were manufactured with standard cabinets with the 90°-edge topcap manufactured prior to 2004 and the Euro-Look cabinets with the rounded topcap manufactured 2004 to current.

#	Stock	**Standard	**Euro-look	Component
1		N/A		3000 Controller
2				Computer Magic III.5
	✓	8262333	8262332	Full-Vat
		8262334	8262405	Dual-Vat
		8262335	8262397	Full-Vat (Triac/Solid State)
		8262336	8262398	Dual-Vat (Triac/Solid State)
3				Digital Controller
		Obsolete	Obsolete	Full-Vat (Replace with item 2 or 4)
		Obsolete	Obsolete	Dual-Vat (Replace with item 2 or 4)
4				Basket Lift Timer (New Digital Controller)
		8262317	8262401	Full-Vat
		8262374	8262402	Dual-Vat
5				Solid-State (Analog) Controller
		Obsolete	Obsolete	Full-Vat (Replace with item 2 or 4)
		Obsolete	Obsolete	Dual-Vat (Replace with item 2 or 4)
	✓	8100387	8100387	Knob
6	✓	8262346	8262343	McDonald's M2000 Controller (without bezel)
	✓	8262609		Hardware kit M100 to M2000 Conversion without computer
	✓	8262458	8262458	M2000 Speaker kit, electric or gas
7	✓	8062071SP	8062071SP	15-pin Wiring Harness, Computer-to-Interface Board
8	✓	8074199	8074199	SMT Wiring Harness, Computer-to-Interface Board (For use with items #2 - #6)
	✓	N/A	8075165	SMT Wiring Harness, Computer-to-Interface Board (For use with 3000 controller item #1)

Pro Electric/RE

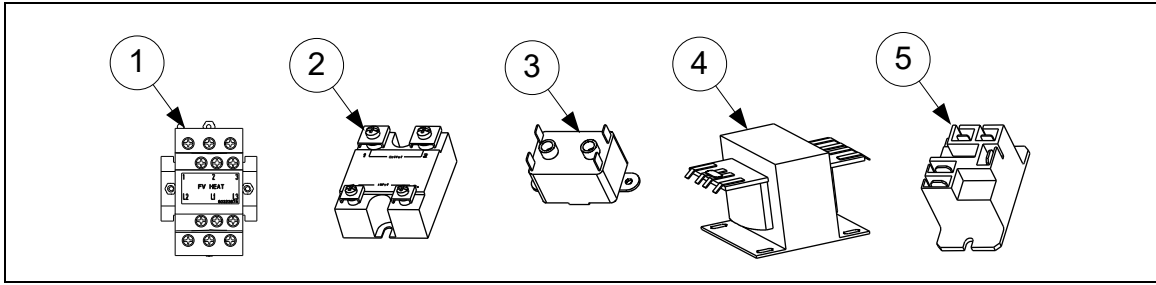
Control Box Components



#	Part #	Component
1	8070012	Relay, 18 Amp ½ HP 24V Coil (<i>Filter Only</i>)
2	8072180	Transformer, 208-240V 50VA
3	8072181	Transformer, 100-120V/24V 60VA
4	8070680	Transformer, 208-240V/24V 20VA
5	8070855	Transformer, 100-120V/12V 20VA
	8070979	Transformer, 208-240V/12V 43VA
	8074968	Transformer, 208-250V 75VA 24V
	8122126	Transformer, 208-250V 24V W/O FUSE
6		Pro Series Interface Board
	8262256	Standard (Non-Triac), Full- or Dual-Vat
	8262257	Triac, Full- or Dual-Vat
	8262258	Fast Computer, Full- or Dual-Vat
6		RE Interface Boards
	8262260	Standard, Full or Dual Vat
	8262261	EPRI
7	8067179SP	Sound Device <i>HE</i>
8	8103141	Sound Device, <i>SMT Non McDonalds</i>
9	8262458	Speaker, <i>McDonald's</i>
10	8071597	Fuse, 3amp Slow Blow
	8071321	Fuse Holder
		24 Volt Transformers Used in Common Electric Units (prior to 2006)
*	8072192	100-120V/12V
*	8070680	208/240V/24V (<i>no fuse</i>)
*	8070800	120V 50VA/24V (<i>no wires</i>)
*	8075129	208/220/230/240V 20/50 VA 12V/24V
*	8074036	Switch (<i>used on RE control box</i>)
*	8262249	RE Hood/Ansul Interlock Kit (includes terminal block, wires, connectors)

Pro Electric/RE

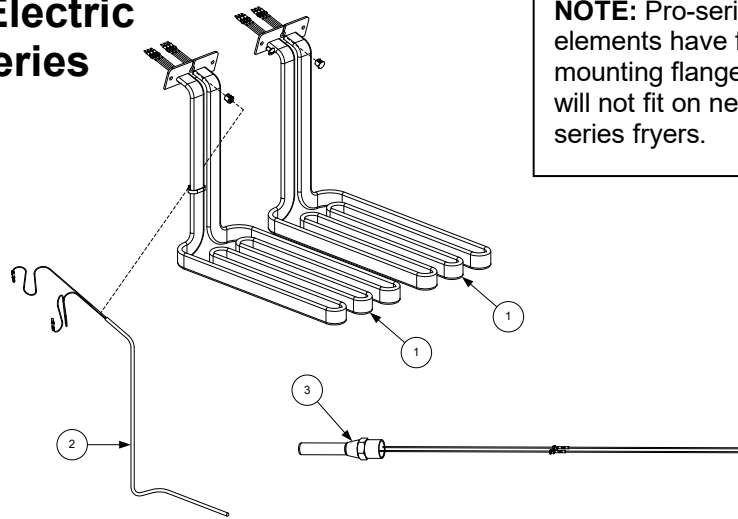
Contactor Box Components



#	Part #	Component
1	8263417	Contactor, 24V 50 Amp, Mechanical kit (<i>Replaces 8101202, 8072284 Latch Mechanical and 8071071 Mercury contactors</i>)
2	8261562	Relay, Solid State, 40 Amp, 280V (<i>Used on Heatsink Assemblies</i>)
3	8070012	Relay, Tilt Switch 18 Amp 1/3 HP 24V Coil (<i>used on some Cracker Barrel models</i>)
4	8070064	Transformer, 480V/120V 150VA (<i>used on 480v models</i>)
5	8071683	Relay, 12VDC (<i>Hood Relay, McDonald's only</i>)

Heating Element Assemblies and Associated Parts Common Electric and Pro Series Electric

Common Electric And Pro Series



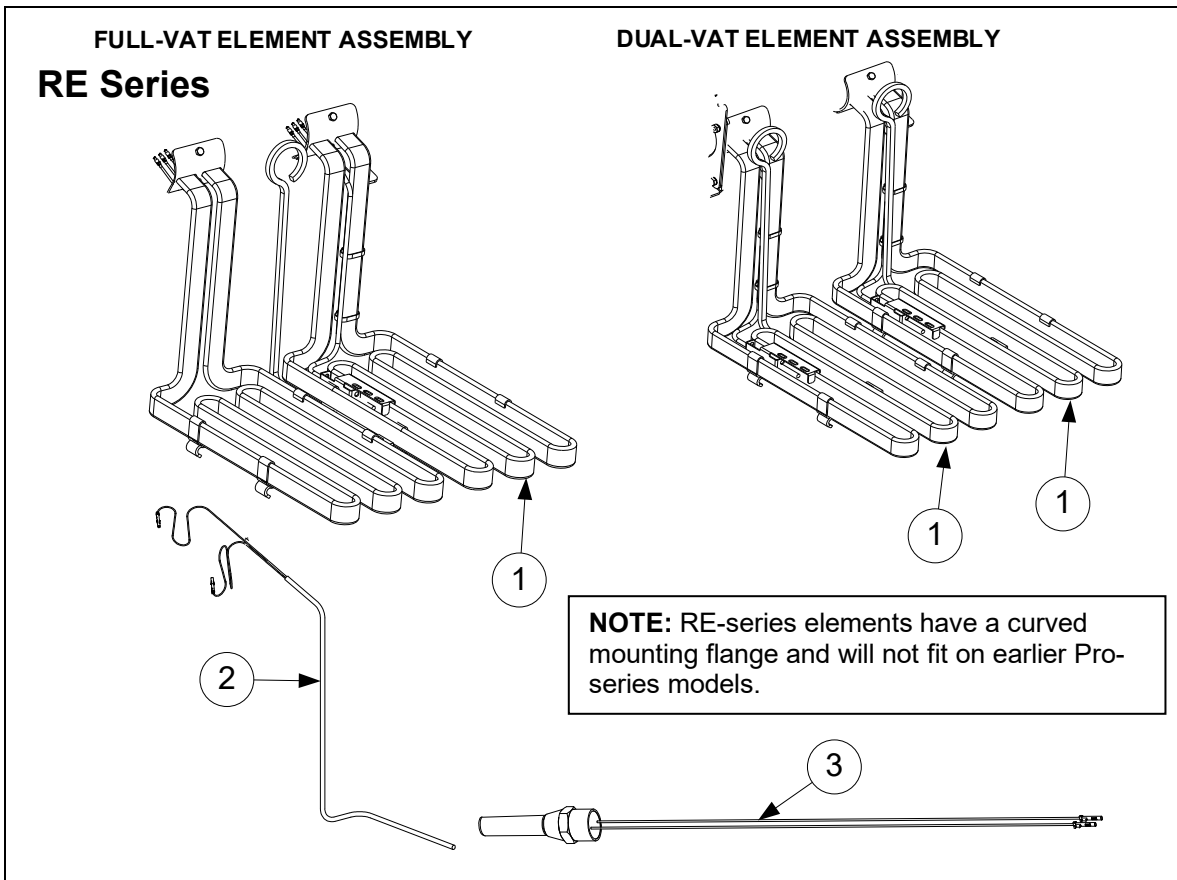
NOTE: Pro-series elements have flat mounting flanges and will not fit on newer RE-series fryers.

#	Part #	Component
1		Element Kits – includes gaskets, grommets, tie wraps, screws and nuts
	8262151	200V 7KW (Also used for 8.5KW @ 220V)
	8262156	200V 8.5KW
	8262150	208V 8.5KW
	8262172	208V 11KW
	8072645	240V 8.5KW
	8072642	230V 7KW
	8072643	230V 8.5KW
	8262154	240V 7KW
	8072645	240V 8.5KW (Also used for 220V @ 7KW)

Pro Electric/RE

#	Part #	Component
	8262166	240V 11KW
	8262170	480V 11KW (Also used for 7KW @ 380V)
	8262162	480V 8.5KW
	8262160	440V 8.5KW
	8262161	480V 7KW
2		Probes
	8261526	Common Electric Replacement Probe Kit
3		Hi-limit Kits
	8261177	Full Vat 425°F (218°C) (<i>Color-coded, Black</i>)
	8262456	Dual Vat 435°F (224°C) (<i>Color-coded, Red</i>)

RE Heating Element Assemblies and Associated Parts



#	Part #	Component
1		Element Kits – <i>includes gaskets, grommets, tie wraps, screws and nuts</i>
	8262192	208V 7.0 kW
	8262197	208V 8.5 kW
	8262210	208V 11.0 kW
	8262194	240V 7.0 kW
	8262200	240V 8.5kW
	8262193	230V 7.0 kW
	8262199	230V 8.5kW
	8262206	230V 11kW
	8262207	240V 11.0 kW

Pro Electric/RE

#	Part #	Component
	8262195	440V 7.0 kW
	8262202	440V 8.5 kW
	8262211	440V 11.0 kW
	8262196	480V 7.0 kW
	8262203	480V 8.5 kW
	8262209	480V 11.0 kW
2		Probes
	8262212	Probe, Temperature RE – <i>includes tie wraps and grommet.</i>
	8074324	Probe, Temperature Fast Ready
3		Hi -Limit
	8261177	Full Vat 425°F (218°C) (Color Coded Black)
	8262456	Dual Vat 435°F (224°C) (Color Coded Red)

UHC-HD & UHCTHD



Natural convection model with flat top. UHCHD



New touchscreen model above a prep table. UHCTHD

Complete Parts Manuals can be located at the QR codes and links in [BLUE](#) below.



[UHCHD Parts](#)



[UHCTHD Touchscreen Parts](#)

The UHCTHD is the fourth generation of the holding cabinet. It follows the UHC-HD, which introduced six rows in the footprint of the earlier four-row models. The new unit has a touchscreen controller.

Unique Physical Characteristics:

- ... The new unit and six slots and a touchscreen controller. There are no controls in the bezels.
- ... The earlier model has control buttons on each bezel with a corresponding circuit board in each slot position. A keypad and scrolling screen at the top is where entries are made.

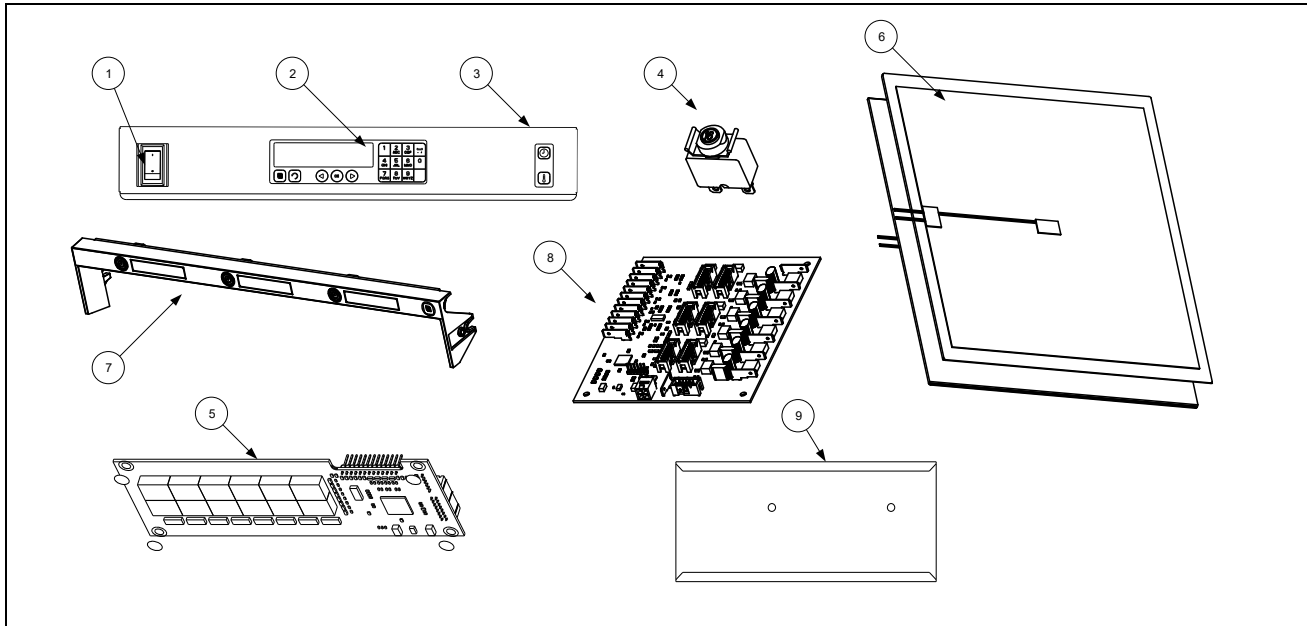
Where Used:

- ... McDonald's.

Common Model Numbers: UHC-HD, UHCTHD

UHC-HD & UHCTHD

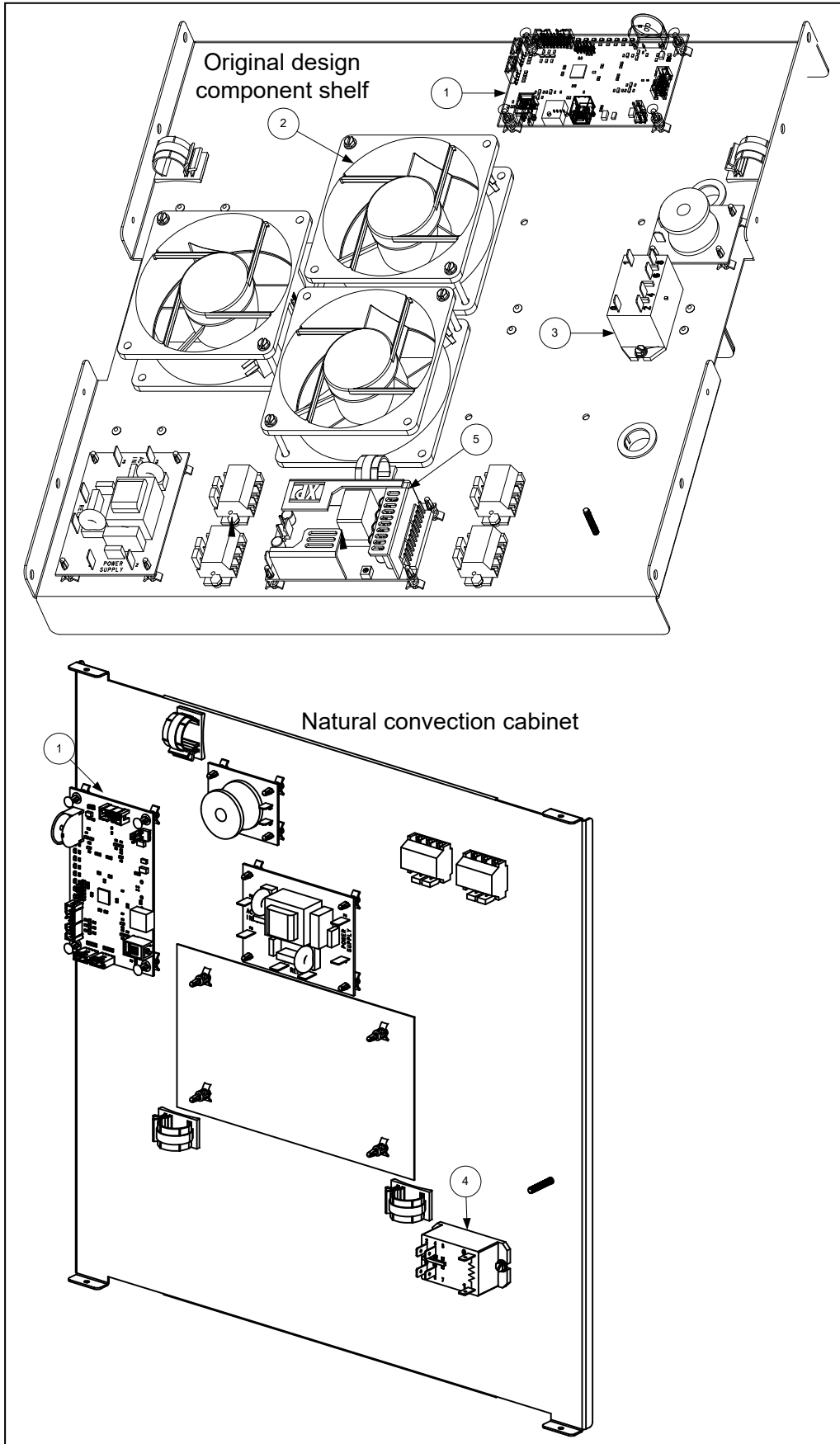
UHC-HD Controls



#	Part Number	Description
1	8074911	Power switch
2	8075112	Master control overlay with ribbon cable
3	8075111	Time/Temperature switch
4	8074882	Circuit breaker
5	8075156	Master display board (<i>Circuit board in master display assembly</i>)
6	8074857	Heater plate/RTD
7	8262781	Bezel, with boards (<i>Front with short ribbon cable</i>)
	8262782	Bezel with boards, (<i>Rear, with long ribbon cable</i>)
8	8075508	Distribution board
9	1083357SP	Bracket Assembly, UHCHD Card Holder

UHC-HD & UHCTHD

Component Shelves

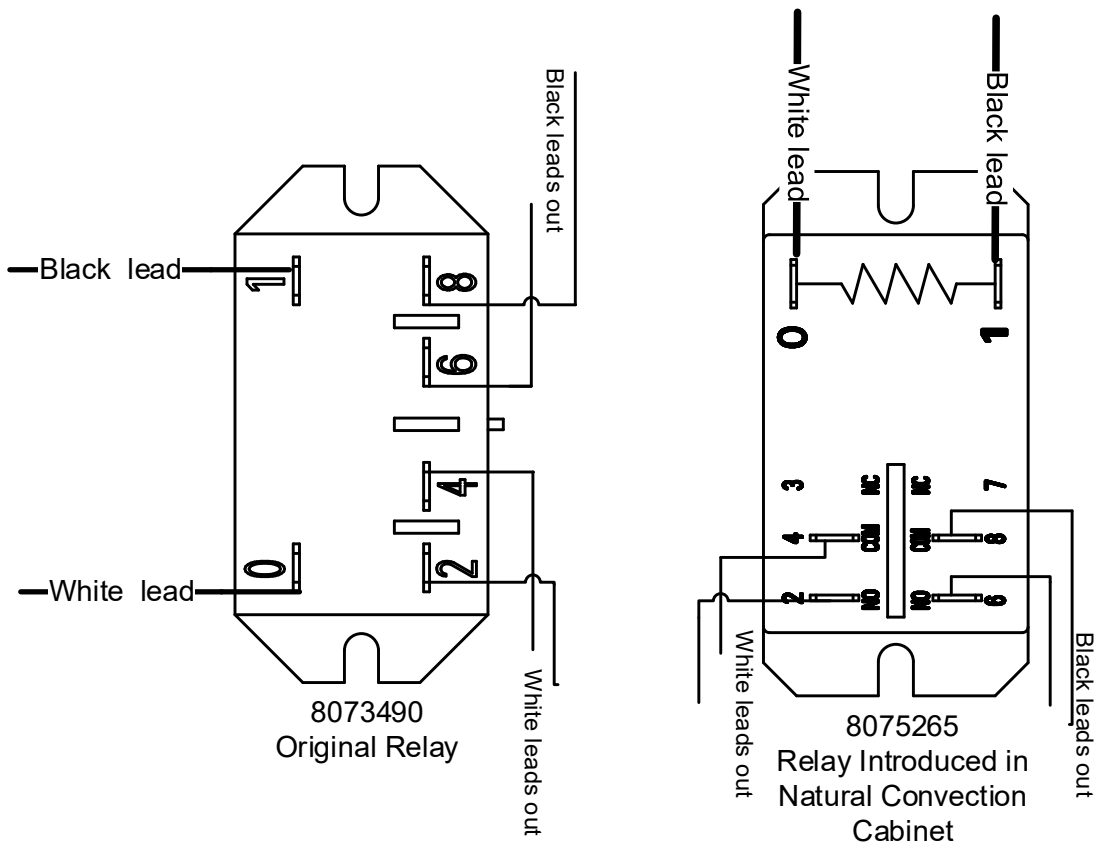


UHC-HD & UHCTHD

#	Part Number	Description
1	8075382	Master control board
2	8072665	Blower <i>(not used in natural convection cabinets)</i>
3	8073490	Latching relay – <i>Non-Convection cabinets</i>
4	8075265	Latching relay, <i>US Natural Convection cabinets (see below)</i>
5	8263262	Power supply <i>(on right cabinet side in natural convection units)</i>
Ribbon Cables		
*	8074916	Time/Temp 18" used for front fascia
*	8074917	Time/Temp 32" used for rear fascia
*	8074875	Master distribution
*	8074922	Power to upper distribution board
*	8074923	Power to lower distribution board
*	8074990	USB Cable

*Not Illustrated

Latching Relays in US Natural Convection Cabinets

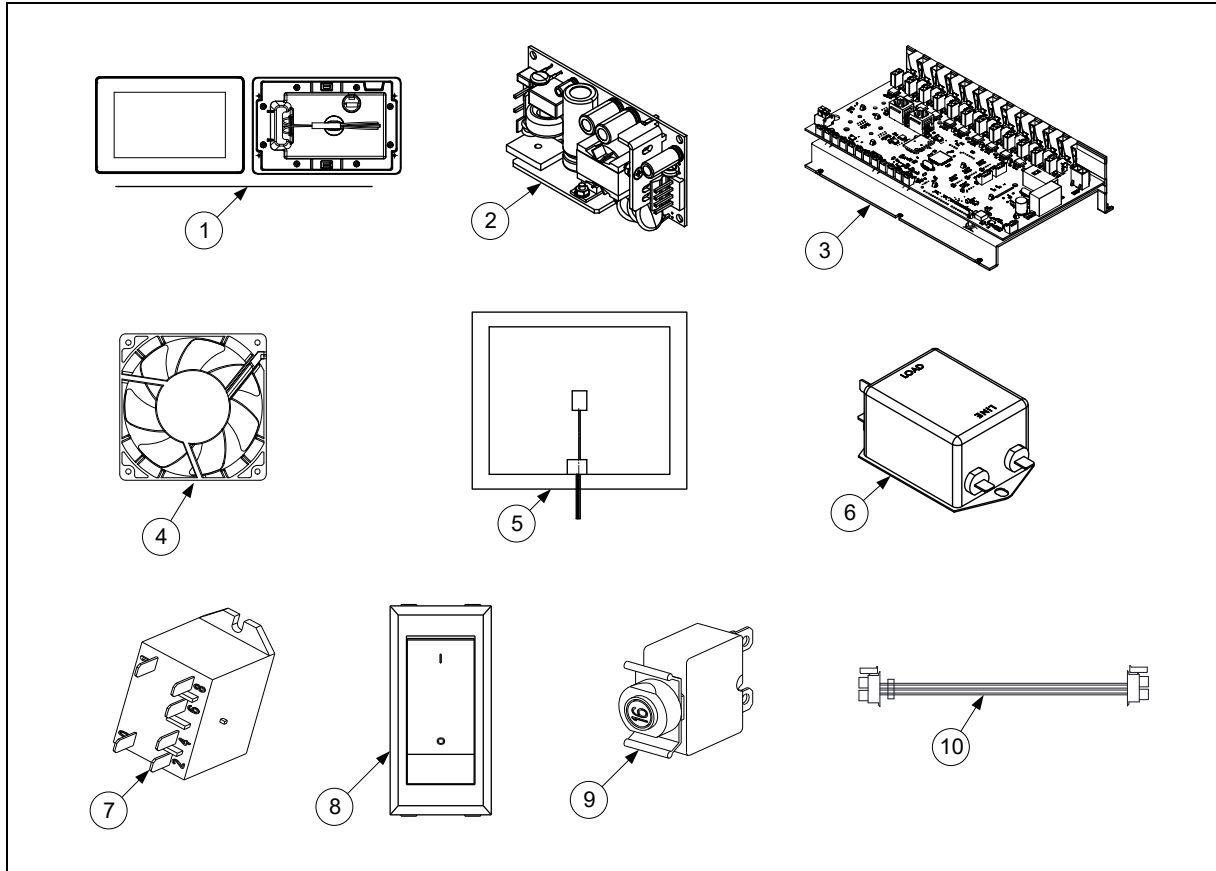


The natural convection (cabinet without fans) UHC-HD uses a different latching relay in the US. The new relay shares the same footprint as the original relay, but the terminals are laid out differently. (See diagrams above.)

The new relay can be used in all existing cabinets. However, the old relay can't be used as a service part in natural convection units in the US.

UHC-HD & UHCTHD

UHCTHD Touch Screen Components



#	Part Number	Description
1	8263619	KIT, UI, McD Ultratronik with SD card (<i>6-row Double Sided</i>)
2	8076336	Power Supply, 12VDC
3	8080026	Board, I/O 12-Heater
4	8076537	Fan 120x120x25mm, 115CFM
5	8076423	Plate, Heater UHCTHD
6	8076337	Filter, Power Line
7	8073490	Relay, Power Heavy Duty 220V (<i>same as UHCHD, original</i>)
8	8074911	Switch, 10A 250V 15a 120v SPDT
9	8074882	Breaker, 16A (<i>same as UHCHD original</i>)
10	8076441	Cable, UHCTHD UI to UI (<i>3-wire 6-pin CAN CABLE (UI to UI)</i>)

HLZ



Complete Parts Manuals can be located at the QR code and link in [BLUE](#) below.



[HLZ Service/Parts](#)

The HLZ, or Heated Landing Zone, is a warming station sold exclusively to McDonald's.

Unique Physical Characteristics:

- Supplies heat with a plate and heated air.

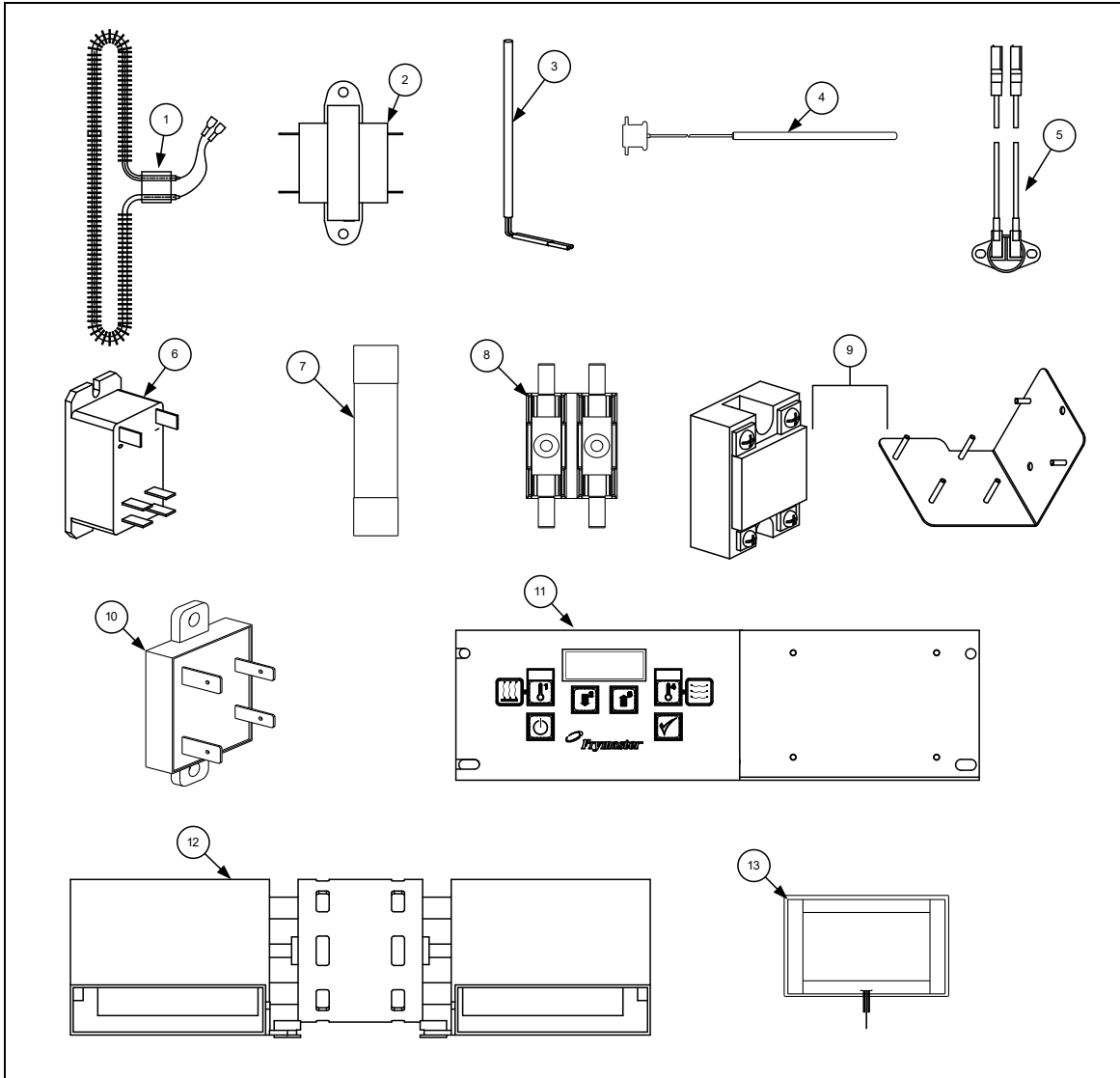
Where Used:

- McDonald's

Common Model Number:

- HLZ 18, HLZ 22

HLZ



#	Part #	Component
1	8261549	Air heater kit, 208V
2	8070979	Transformer 208/240/12V
3	8073036	Air RTD Probe
4	8073043	Thermocouple, Air
5	8073631	Hi-limit
6	8073021	Latch, relay
7	8072819	20A fuse
8	8072820	Fuse holder
9	8262038	Air Relay Kit, 50-amp
10	8261958	5-amp Plate relay kit
11	8262535	Computer
12	8261551	Blower kit, 208/240V
13	8069238SP	Plate Assy, H22 Heater

Pumps, Motors, Flexlines and other Common Parts



Frymaster fryers use Viking pumps; Dean units have Haight pumps. The 4 GPM pump used in Frymaster fryers will fit in most units. The same can be said for Dean pumps, although 4GPM, 5GPM, and 8 GPM pumps are available.

What to Watch For:

- Pumps are easily clogged. Don't replace a pump/motor assembly without cleaning the pump.

How to Order:

- Frymaster doesn't sell pump/motor assemblies to deter needless replacement of both components. Pumps and motors are listed separately, each with a gasket.

Other Common Parts

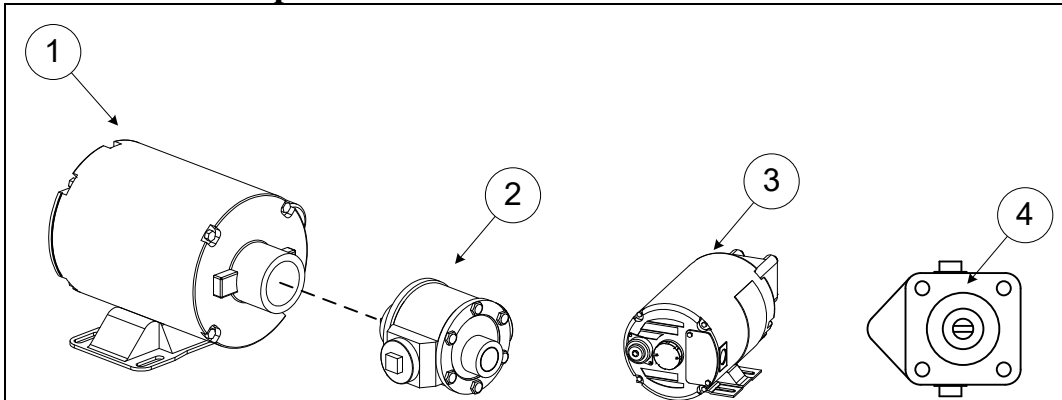
- Frequently requested common drain, cabinet and flex and gas line parts are also listed below.



It doesn't take much debris to clog a pump. The one above was believed failed and replaced. All it needed was cleaning. Warranty claims for functioning pumps are rejected.

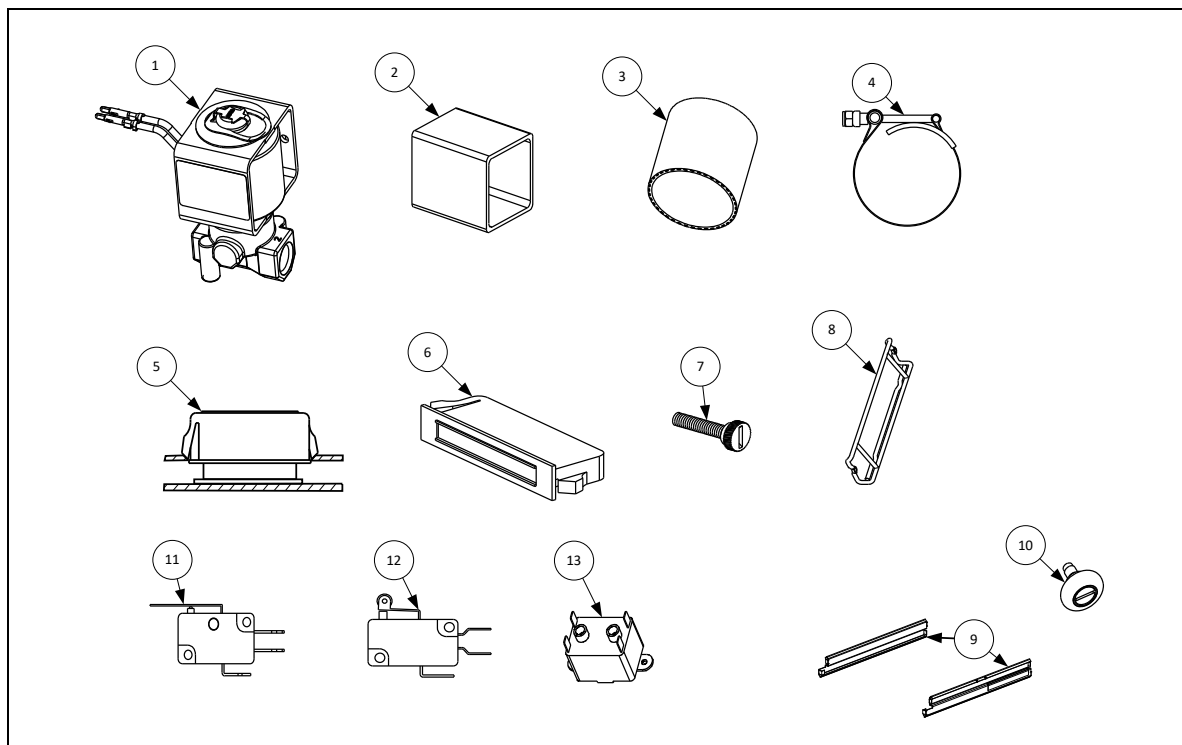
Pumps, Motors, Flexlines and other Common Parts

Motors and Pumps



#	Part #	Component
1	8102100	Motor, 120v-230v 1/3 HP (used on 24G, Decathlon, Portable Filter <i>(pre-2007)</i>)
	8261270	Motor with Gasket 230/240v 50/60
*	8261755	Motor/Gasket 250v 50/60 Hz
*	8261756	Motor with gasket, 208v (<i>used on HE, Pro, RE and non-McD</i>)
2	8102098	Pump, 8GPM, Haight (<i>pre-2007</i>)
3	8261712	120V motor w/gasket, (<i>used in FM, FP, FMP, Pro gas and RE/McD electric</i>)
*	8160093	Gasket; used in Frymaster filter pump and filter motor kits
4	8261264	Pump (4GPM) & Gasket Kit for PF50R, PF50S
*	8263191	Kit, HD Pump,4GPM, ZTF
*	8263192	Kit, HD Pump 8GPM, ZTF (<i>used on Dean fryers starting in 2007</i>)
*	8104291	Pump, Oil SDU Haight (<i>2007 to current</i>)

Frequently Requested Common Fryer Parts



Pumps, Motors, Flexlines and other Common Parts

#	Part #	Component
1	8072484	Valve, solenoid ¼" NPTF FP3
2	8160420	Square drain seal/connector (<i>square drains</i>)
3	8160772	Sleeve, Connector (<i>round drains</i>)
4	8090969	Clamp, 3" T-bolt
*	8263289	O-Rings, .739" I.D. & Suction Tube Filter (<i>pkg. of 6 (8160596 & 8161041)</i>)
*	8263288	O-Rings, Suction Tube Filter (<i>pkg. of 6 8161041</i>) <i>LOV-Touch, FQ-Touch</i>
*	8261392	O-Rings, .739" I.D. (<i>pkg. of 5 (8160596) LOV, OCF, H50-55, RE, FQ, etc.</i>)
*	8261051	O-Ring Kit, <i>for FMII or FPII Filter Systems</i>
*	8261317	O-Rings, 1.36" I.D., <i>for Footprint III Filter Pan Check Valve</i>
5	8101105	Magnet, (offset) door
6	8100066	Catch, Magnetic Door
7	8090171	Thumbscrew, ¼" x 1 3/8"
8	8102793	Hanger, wire basket
9	8262603	Pan Rails (<i>used on FPP and FPPE from 2004 to 2008</i>)
10	8261979	Kit, filter pan roller w/screws (<i>used with 8262603</i>)
11	8072103	Microswitch, Straight Lever
12	8072104	Microswitch, Roller
13	8070012	Relay, Filter/Tilt Switch 24V

Flexlines

#	Part #	Flex Lines
	1082616SP	6.00 X 1/4 Npt W/Elb
	1083518	Assy, Lov Top-Off Pmp
	1084746	Assy, 2batt Topoff Pmp
	8069437SP	Assy, 15.5 W/Male Ends
	8069438SP	Assy, 14.0 W/Male Ends
	8069439	Assy, 14" With M/F End
	8069439SP	Assy, 14" With M/F End
	8069441	Return Assy, F2S4 Oil
	8069442	Return Assy, F24S6 Oil
	8069443	Return Assy, FS24 Oil
	8069444	Return Assy, 31sf Oil
	8069445	15.1 W/Male/Fml Ends
	8069815	Assy, 8.5 W/ M/F Ends
	8069828SP	Assy, W/Male & Female
	8069846	8101056 W/Male Ends
	8101043	7/8"Od-1/2"Id X 9.5"
	8101054	10.5" Oil Return
	8101055	5/8" X 11.50" Long
	8101056	5/8" X 52.50" Long
	8101057	5/8" X 13.00" Long
	8101064	H50/52 8.0" Female Gas

Pumps, Motors, Flexlines and other Common Parts

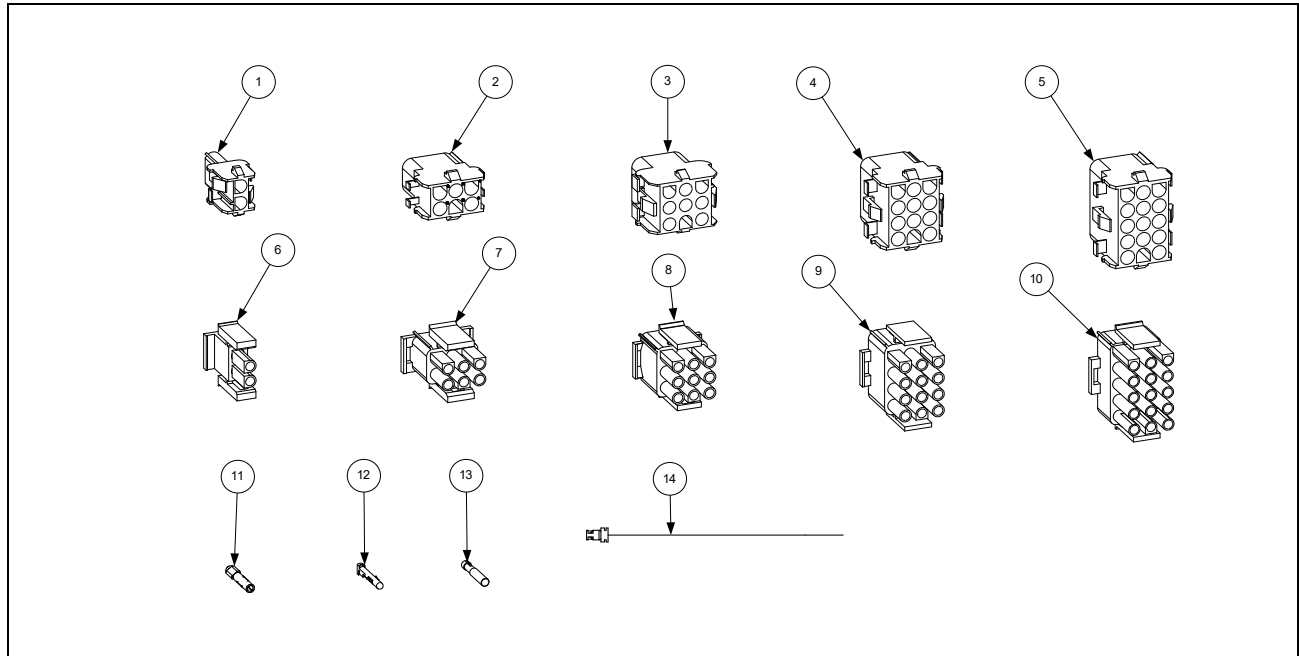
#	Part #	Flex Lines
	8101065	H50/52 13.0" Gas
	8101066	H50/52 Gas Male Gas
	8101067	5/8"X 8.50" Long
	8101068	5/8" X 21.50" Long
	8101069	5/8" X 29.50" Long
	8101086	7.50" Oil Return
	8101159	5/8" X 5.00" Long
	8101160	5/8" X 3.00" Long
	8101339	5/8" X 4.50" Long
	8101353	3/8od X 9 SS Hose
	8101354	3/8od X 12 SS Hose
	8101355	3/8od X 15 SS Hose
	8101369	5/8" X 18.00" Long
	8101370	9.00 X 1/2 ID
	8101373	3/8"ID X 6"
	8101399	1/2"OD X 6.03"
	8101400	5/8" X 21.00" Long
	8101435	1/2 X 12 SS Hose
	8101436	3/8 X 18 SS Hose
	8101465	Electric FAFS Drain
	8101488	7.00 X 1/2 I.D.
	8101519	1/2" Id X 11.00"
	8101680	5/8" X 6.50" Long
	8101701	Dormont 23"
	8101713	14" (M/F) Oil Return
	8101754	1/2 X 11 Male
	8102320	5/8 X 9.00
	8102472	3/8od X 4.5 SS Hose
	8102473	3/8od X 21 S/S Hose
	8102482	4" X 7/8-14
	8102532	5/8" X 7.00" LONG
	8102542	3/4"NPT X 18.5" Gas
	8102787	1/2" X 5.00
	8102847	Braided 1/2 X 17.00
	8103039	1/2 X 7.00 Dormont
	8103140	3/4" NPT X 24.50" Gas
	8103263	1/2 OD X 36" Long
	8103264	1/2" OD X 42" Long
	8103265	1/2" OD X 24" Long
	8103266	1/2" OD X 19.5" Long

Pumps, Motors, Flexlines and other Common Parts

#	Part #	Flex Lines
	8103375	1/2" X 17.00"
	8103591	1/2" OD X 8" Long
	8103635	1/2" OD X 45" Long
	8103636	3/8" OD X 50" Long
	8103662	3/8 OD X 21 S/S Hose
	8103669	5/8" X 45" Long
	8103686	1/2" OD X 80" Long
	8103762	3/8" OD X 14 Long
	8103763	3/8" OD X 31" Long
	8103825	5/8" X 46.00" Long
	8103826	5/8" X 39.00" Long
	8103827	1/2" OD X 70" Long
	8104129	1" OD X 14.00
	8104204	1/2" ID X 8.50
	8104205	1/2" ID X 7.00
	8104278	3/4"X 14.00
	8104461	3/4" X 36" Long
	8104464	1/2" X 10.00"
	8104466	1/2" X 14.00"
	8105092	3/4"ID X 21" Long
	8130547	7.00 X 1/2 I.D.

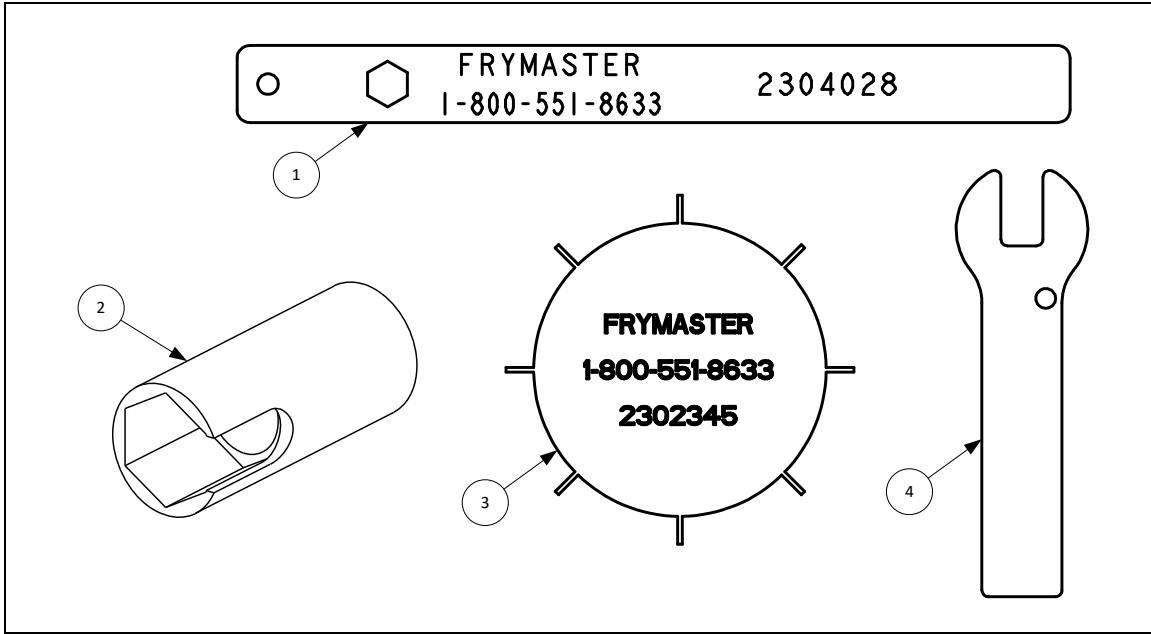
Pumps, Motors, Flexlines and other Common Parts

Wiring Connectors, Pin Terminals and Power Cords



#	PART #	COMPONENT
		Connectors and Tools
1	8071068	2-Pin Female
2	8070158	6-Pin Female
3	8070156	9-Pin Female
5	8070159	12-Pin Female
5	8070875	15-Pin Female
6	8071067	2-Pin Male
7	8070157	6-Pin Male
8	8070155	9-Pin Male
9	8070160	12-Pin Male
10	8070804	15-Pin Male
11	8261341	Terminal, Female Split Pin (Pkg of 25)
12	8261342	Terminal, Male Split Pin (Pkg of 25)
13	8072518	Plug, Mate-N-Lock (Dummy Pin)
14	8074660PK	SMT Pin Service Repair Kit

Special Tools



#	Part #	Description
1	2304028	Spanner, element nut (used on RE elements)
2	8150385	Socket 1" 6pt slot
*	8170002	Gas pressure gauge
*	8170003	Gas pressure gauge case
3	2302345	Extractor pin, SMT, Micro amp
*	8103146	½" NPT tap
4	2401086	Wrench, pre-filter (used with on pre-filter)

* Not illustrated

Frymaster[®]

FRYMASTER
8700 LINE AVENUE, SHREVEPORT, LA 71106-6800

800-551-8633
318-865-1711
WWW.FRYMASTER.COM
EMAIL: FRYSERVICE@WELBILT.COM



Welbilt offers fully-integrated kitchen systems. Welbilt's portfolio of award-winning brands includes Cleveland™, Convotherm®, Crystal Tips®, Dean®, Delfield®, Fabristeel®, Frymaster®, Garland®, Inducs®, Koldtech®, Kolpak®, Lincoln®, McCann's™, Merco®, Merrychef®, Multiplex®, RDI®, SerVend™, SunFire®, U.S. Range™, and WMaxx™. Supported by service brands: FitKitchen®, kitchen systems; and KitchenConnect®, cloud-based open platform.

Bringing innovation to the table • welbilt.com

©2024 Frymaster LLC. except where explicitly stated otherwise. All rights reserved. Continuing product improvement may necessitate change of specifications without notice.

Part Number FRY_P_8196321 09/2024