

Service Bulletin

Subject: Nuisance Heating Failure Alarms

Models: McDonald's LOV (BIGLA), Manual LOV (BIGL), OCF (FPGL) and FilterQuick (FQG30) Gas Fryers with Fenwal Modules except for Australia.

01/08/2019

Some McDonald's LOV, OCF and FilterQuick fryers may experience nuisance "HEATING FAILURE" alarm errors after upgrading to Fenwal ignition modules.

Check the software version of the controller and compare with the table below. If the software version on the controller matches the versions on the table, follow the corrective action below. If the software version is above the versions listed on the table and "HEATING FAILURE" alarms occur, troubleshoot the issue and **DO NOT** follow the action below.

Fryer Type	Software Version
McDonald's LOV (BIGLA) M3000	25.0356.00 or lower
McDonald's Manual LOV (BIGL) M3000	25.0300.00 or lower
OCF (FPGL) 3000	50.0551.03 or lower
FilterQuick (FQG30) 3000	55.0534.05 or lower

Corrective action for nuisance alarms:

1. Disconnect the harness from the **LEFT** ignition module (see Figure 1).
2. Locate the **YELLOW** ignition alarm wire.
3. Using a small screwdriver or knife, press in on the tab while gently pulling on the wire to remove it from the connector (see Figures 2 and 3).
4. The yellow wire is not a live wire but needs to be secured to avoid contact with a live wire.




Figure 1




Figure 2




Figure 3