

Service Bulletin

Subject: McDonald's UHCTHD Discard Default Setting

Models: McDonald's UHCTHD Touch Screen Cabinets




3/21/2024

McDonald's UHCTHD cabinets manufactured with serial #'s beginning with 2308 through 2403UH0300, may exhibit an issue where default discard setting is set incorrectly.

When the timers expire, the timers background color changes to red and begins counting up without a constant discard alarm. Some cabinet front and rear timers may get out of sync.

Please make the following change to the preferences settings to address these issues.



1. Cancel all timers and power cycle the cabinet.
2. Press the home  button.
3. Press the settings  icon (gear).
4. Swipe to Utilities screen (see Figure 2).
5. Press the  button in lower left corner.

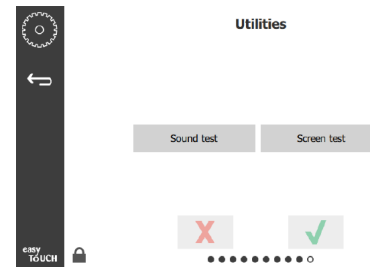




Figure 2

6. Enter 159357 (see Figure 3).
7. Press the check mark .
8. Select Discard flash enable option (see Figure 4).
9. With the Discard flash enable **checked**, press the check mark .
10. Once the border changes to yellow with the Discard flash enable option checked, press the






Figure 3

unlock button . The button changes to locked.

11. Press the back button .
12. Press "Press and Go" .
13. Power cycle the cabinet.

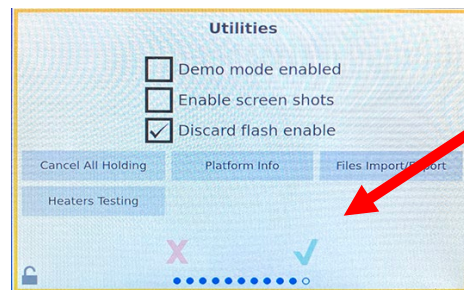


Figure 4