

Service Bulletin

This bulletin addresses new style service touch screens shipped with incorrect dip switch settings.

Some new style service replacement touch screens were shipped from May 25, 2026, through June 5, 2026 with dip switches set incorrectly. This **ONLY** affects the new style touch screens shown in Figure 1.

The new style touch screens can be quickly identified by looking at the rear of the touch screen controller (see Figure 1). The prominent feature is the rubber SD card/dip switch access cover that can be removed to access the dip switches.

When replacing a new style touch screen on a McDonald's UHCTHD, Merco Holding Cabinet or Frymaster fryer, perform a quick inspection of the dip switch positions to ensure they are in the proper position. If the touch screen dip switches are in the incorrect position, the controller may not boot up properly or may not operate properly.

The dip switch positions vary by equipment. There is one setting for Frymaster fryers. Another setting for Merco holding cabinets and McDonald's UHCTHD's (see Figure 2).

Subject: Incorrect Set Dip Switches

Models: Frymaster, Merco, McDonald's UHCTHD
New UX Touch Screen Controllers

6/12/2026



Figure 1





FRYMASTER FRYERS		
3-Dip Switches	1- OFF 2- OFF 3- OFF	
4-Dip Switches	1- ON 2- OFF 3- ON 4- ON	
MERCO, UHCTHD		
3-Dip Switches	1- OFF 2- OFF 3- ON	
4-Dip Switches	1- ON 2- OFF 3- ON 4- ON	

Figure 2